



Anwarul Uloom College (Autonomous)

(Affiliated to Osmania University)

Accredited with A+ Grade by NAAC

New Malleshpally, Hyderabad- 500001, T.S., India.



FEEDBACK ANALYSIS REPORT- 2024-25

Self-evaluation is necessary in order to improve the quality of education in the Institute. In the manual of Self Study for affiliated/constituent colleges, published by National Assessment and Accreditation Council, it has been suggested to get feedback from the students, teachers, parents, employers and alumni. On the basis of guidelines given in the manual, feedback forms were designed and obtained the responses from students, teachers, alumni and parents.

Data Analysis Method: Data was analysed with the help of count and average. Data analysis is presented with the help of tables and graphs.

STUDENT'S FEEDBACK ON TEACHERS

Table 1: Students Feedback on Teachers

S. No.	Attributes	Total Score	Mean Score
1	Knowledge	1327	4.66
2	Communication Skills	1315	4.61
3	Sincerity & Commitment	1327	4.66
4	Interest generated	1321	4.64
5	Ability to integrate Course material with environment	1310	4.6
6	Ability to Integrated Content with other courses	1392	4.88
7	Accessibility	1304	4.58
8	Ability to design quizzes/test/assignments	1298	4.55
9	Provision of sufficient time for feedback	1304	4.58
10	Overall Rating	1330	4.67

Tables 1, depict the survey results of student feedback on teachers conducted for academic year 2024-25. It was found that Mean Score of all the statements mentioned in the questionnaire was above 4 and it is denoted as "Very Good" on 5point Likert scale. It implies

that majority of the students expressed their opinion as Very Good on various parameters mentioned in the questionnaire. It can be concluded that students are satisfied with faculty members of the College.

Chart 1: Students Feedback on Teachers

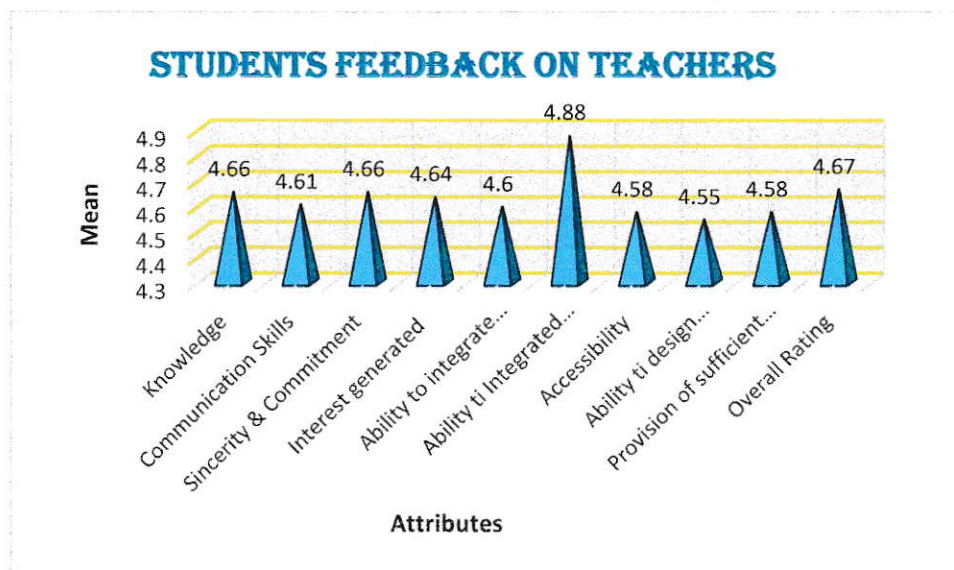
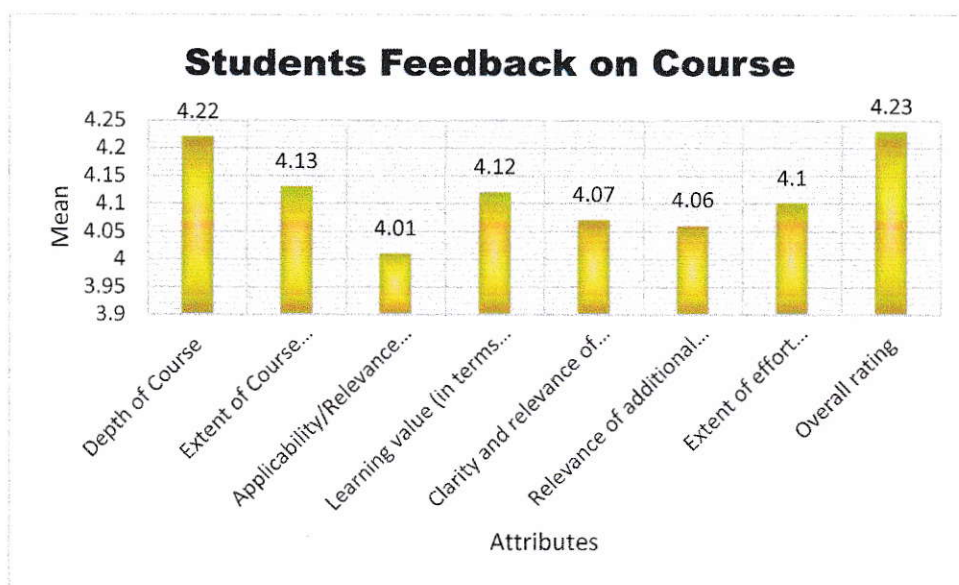


Table 2: Students Feedback on Course

S. No.	Attributes	Total Score	Mean Score
1	Depth of Course	1126	4.22
2	Extent of Course Coverage	1103	4.13
3	Applicability/Relevance to real life situations	1070	4.01
4	Learning value (in terms of knowledge, concepts, manual skills, analytical abilities and broadening perspectives)	1100	4.12
5	Clarity and relevance of textual reading material	1086	4.07
6	Relevance of additional source material (Library)	1085	4.06
7	Extent of effort required by students	1096	4.1
8	Overall rating	1130	4.23

Table 2, depicts the survey results of student's feedback on courses conducted for the academic year 2024-25. It was found that the mean score of all statements mentioned in the questionnaire was above 4 and it is denoted as "Very Good" on a 5point Likert scale. It shows that majority of the students expressed their opinion as very good on various parameters mentioned in the questionnaire. Therefore, it can be concluded that students are satisfied with courses offered by the college.

Chart 2: Students' Feedback on Course



Overall Rating of the Programme

(To be submitted after the final examination results (Academic Year 2024-25))

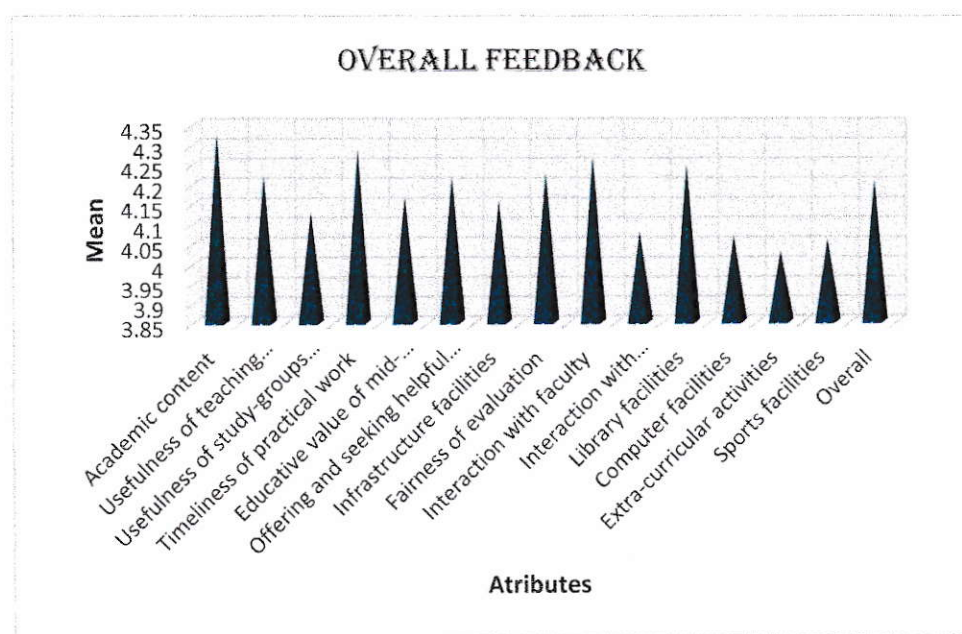
Table 3: Overall Rating of the Student

S. No.	Attributes	Total Score	Mean Score
1	Academic content	642	4.33
2	Usefulness of teaching materials	608	4.22
3	Usefulness of study-groups in further learning	595	4.13
4	Timeliness of practical work	618	4.29
5	Educative value of mid-programme placement	601	4.17
6	Offering and seeking helpful feedback	607	4.22
7	Infrastructure facilities	599	4.16
8	Fairness of evaluation	609	4.23

9	Interaction with faculty	615	4.27
10	Interaction with administration	588	4.08
11	Library facilities	612	4.25
12	Computer facilities	586	4.07
13	Extra-curricular activities	580	4.03
14	Sports facilities	585	4.06
15	Overall	606	4.21

Tables-3, show the survey results of student feedback on overall rating of the College conducted for academic year 2024-2025. It was found that Mean Score of all the statements mentioned in the questionnaire was above 4 and it is denoted as “Very Good” on 5point Likert scale. It implies that majority of the students expressed their opinion as Very Good on various parameters mentioned in the questionnaire. It can be concluded that students are satisfied with services offered by the college.

Chart 3: Overall Rating of the programme by students



Furthermore, the following suggestions are provided by the students:

1. To have more practical exposure, ICT enabled teaching, and internship
2. To conduct more FDPs & training programmes
3. To increase internship and training opportunities.



Coordinator, IQAC


COORDINATOR

Internal Quality Assurance C.
Anwarul Uloom College (Autonomous)
New Mallepally, Hyderabad.



Principal

PRINCIPAL
Anwarul Uloom College (Autonomous)
New Mallepally, Hyderabad-01.



TEACHER'S FEEDBACK ANALYSIS REPORT 2024-25

The college has obtained feedback from stakeholders for self-evaluation in order to improve the quality of education. On the basis of guidelines given in the NAAC manual, feedback forms were designed and obtained the responses from Teachers' Feedback. Data was collected online and analysed with the help of count and average. Data analysis is presented with the help of tables and graphs.

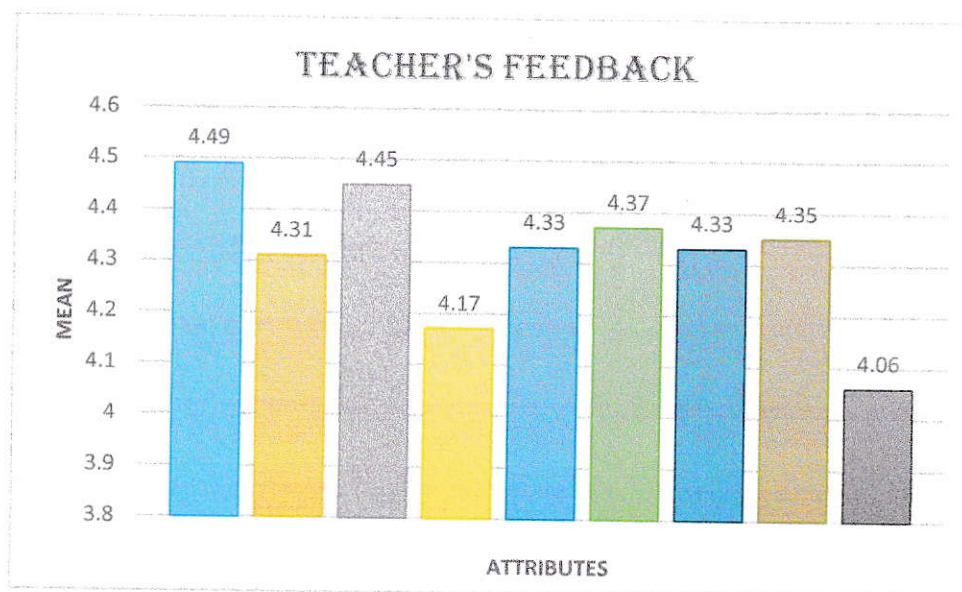
Table 1: Teacher's Feedback

S. No.	Attributes	Total Score	Mean Score
1	The courses / syllabi taught by me have a good balance between theory and application	373	4.49
2	Contents of curriculum are as per the industry requirement/applied	358	4.31
3	The objectives of the syllabi are well defined	369	4.45
4	Infrastructural facilities are available in the college	346	4.17
5	The college provides adequate opportunities and support to faculty members for upgrading their skills and qualifications	359	4.33
6	The environment in the college is conducive to teaching and research	363	4.37
7	The books/ journals etc. prescribed/ listed as reference materials are relevant, updated and cover the entire syllabi	360	4.33
8	I have the freedom to adopt new techniques/ strategies of testing and assessment of students	361	4.35
9	The prescribed books are available in the library in sufficient numbers	337	4.06

Tables 1, reveal the survey results of Teacher's Feedback conducted for academic year 2024-2025. It was found that Mean Score of all the statements mentioned in the questionnaire was above 4 and it is denoted as "Agree" on 5 point Likert scale. It implies that majority were

expressed their opinion as Agree on various parameters mentioned in the questionnaire. It can be concluded that teachers are satisfied with teaching and learning process of the College.

Chart 1: Teacher's Feedback



Furthermore, the following suggestions are provided by the students:

1. To conduct more FDPs and Training Programs.
2. To promote research and interdisciplinary activities.
3. To upgrade laboratory equipments.

Coordinator IQAC

COORDINATOR

Internal Quality Assurance Cell
Anwarul Uloom College (Autonomous)
New Mallepally, Hyderabad.

Principal

PRINCIPAL

Anwarul Uloom College (Autonomous)
New Mallepally, Hyderabad-01.



EMPLOYERS' FEEDBACK ANALYSIS REPORT 2024-25

The college has obtained feedback from employers for self-evaluation in order to improve the quality of education. Data was collected online through structured questionnaire and analysed with the help of count and average. Data analysis is presented with the help of table and graph.

Table 1: Employers' Feedback

S. No.	Attributes	Total Score	Mean Score
1	General communication skills	320	4
2	Developing practical solutions to work place problems	321	4.01
3	Working as part of a team Challenges	322	4.03
4	Creative in response to workplace challenges	327	4.09
5	Their planning and organization skills	324	4.05
6	Self-motivated and taking on appropriate level of responsibility	320	4
7	Open to new ideas and learning new techniques	322	4.03
8	Using technology and workplace equipment	336	4.2
9	Ability to contribute to the goal of the organization	328	4.1
10	Technical knowledge/skill	325	4.06
11	Ability to manage/leadership qualities	331	4.14
12	Innovativeness and Creativity	336	4.2
13	Relationship with seniors/peers/subordinates	320	4
14	Involvement in Social Activities	332	4.15
15	Ability to take up extra responsibility	364	4.55
16	Obligation to work beyond schedule if required	330	4.13

Above table 1 reveal the feedback results of the employers for recruited student of this college, conducted for the academic year 2024-25. It was found that mean score is above 4 on the 5 point Likert scale for all the attributes mentioned in the questionnaire and it is

denoted by “Very Good”. It implies that majority of the employers were very satisfied with the Anwarul Uloom College students.

Chart 1: Employers’ Feedback



Furthermore, the following suggestions are provided by the students:

1. To introduce soft skill courses
2. To introduce Artificial Intelligence and Data Science courses at UG level.
3. To conduct seminars on recent trends in the field.



Coordinator IQAC

COORDINATOR

Internal Quality Assurance Cell
Anwarul Uloom College (Autonomous)
New Malleshpally, Hyderabad.



Principal

PRINCIPAL

Anwarul Uloom College (Autonomous)
New Malleshpally, Hyderabad-01.



ALUMNI FEEDBACK ANALYSIS REPORT 2024-25

The college has obtained feedback from stakeholders for self-evaluation in order to improve the quality of education. In the manual of Self Study for affiliated/constituent colleges, published by National Assessment and Accreditation Council, it has been suggested to get feedback from the students, teachers, employers and alumni. On the basis of guidelines given in the NAAC manual, feedback forms were designed and obtained the responses from alumni. Data was collected online and analysed with the help of count and average. Data analysis is presented with the help of tables and graphs.

TABLE 1: ALUMNI FEEDBACK

S. No.	Attributes	Total Score	Average Score
1	Admission Procedure	921	4.56
2	Fee Structure	891	4.41
3	Environment	993	4.92
4	Infrastructure & Lab Facilities	1004	4.97
5	Faculty	1002	4.96
6	Project Guidance	937	4.63
7	Quality of Support Material	941	4.66
8	Training and Placement	948	4.69
9	Library	990	4.9
10	Canteen Facilities	907	4.49
11	Alumni Association/ Network of old friends	947	4.69
12	Caliber of students passing out of this college	968	4.79
13	How do you rate the courses which are skills related suiting to the industry included into the programs?	970	4.8
14	How do you rate the learning experience in terms of their relevance to the real-life application?	980	4.85
15	How do you rate the courses that you have learnt in relation to your current job?	986	4.88
16	Overall Rating of the college	994	4.92

Table 1, presents the average score of the survey results of the alumni conducted for the academic year 2024-25. It was found that the mean score of all the responses obtained from the alumni is above 4, and it is denoted as “very good” on a 5-point Likert scale. It shows that the majority of the alumni have expressed their opinion as very good on the given parameters in the questionnaire.

Table 2: Infrastructure of the college

S. No.	Attributes	Total Score	Average Score
1	Laboratories & Equipments	1912	9.47
2	Library/Seminar/Reading Room	1898	9.4
3	Computer Facilities	1912	9.47
4	Internet & Wifi	1898	9.4
5	Sports and Cultural Facilities	1918	9.5
6	Classrooms	1899	9.4

Table-2, reveals the survey results of infrastructure of the college such as laboratories, equipments, library seminar hall, reading room, computer facilities, internet, sports, cultural facilities and classrooms. By analysing the responses, it was found that mean score of all the attributes mentioned in the questionnaire is above 9 on a 10-point Likert scale.

Table 3: Academic Initiatives taken the college to improve know-how of the students

S. No.	Attributes	Total Score	Average Score
1	Industry Oriented Projects (If applicable)	1948	9.64
2	Seminars & Workshops	1915	9.48
3	Guest Lectures	1906	9.44
4	Special Training Classes for bridging Industry/Academic gap	1910	9.56

Table 3, depicts the survey results of academic initiatives taken by the college to improve know-how off the students by taking attributes such as industry-oriented projects, seminars and workshops, guest lectures, etc. and it was found that the mean score of all the responses for the attributes mentioned in the questionnaire is above 9 on a 10-point Likert scale.

Furthermore, the following suggestions are provided by the students:

1. To organise career counseling and career guidance programmes.

2. To conduct collaborative activities with industries and academia.
3. To invite industry people for guest lectures.
4. To introduce more employability courses.
5. To conduct more placement drives at campus.



Coordinator IQAC

COORDINATOR

Internal Quality Assurance Cell
Anwarul Uloom College (Autonomous)
New Mallepally, Hyderabad.



Principal

PRINCIPAL

Anwarul Uloom College (Autonomous)
New Mallepally, Hyderabad-01.