



Anwarul Uloom College (Autonomous)

(Affiliated to Osmania University)

Accredited with A+ Grade by NAAC

New Mallepally, Hyderabad- 500001, T.S., India.



FEEDBACK ANALYSIS REPORT- 2023-24

Self-evaluation is necessary in order to improve the quality of education in the Institute. In the manual of Self Study for affiliated/constituent colleges, published by National Assessment and Accreditation Council, it has been suggested to get feedback from the students, teachers, parents, employers and alumni. On the basis of guidelines given in the manual, feedback forms were designed and obtained the responses from students, teachers, alumni and parents.

Data Analysis Method: Data was analysed with the help of count and average. Data analysis is presented with the help of tables and graphs.

STUDENT FEEDBACK ON TEACHERS

Table 1: Students Feedback on Teachers

S. No.	Attributes	Total Score	Mean Score
1	Knowledge	2017	4.48
2	Communication Skills	2029	4.51
3	Sincerity & Commitment	2013	4.47
4	Interest generated	2007	4.46
5	Ability to integrate Course material with environment	1983	4.41
6	Ability to Integrated Content with other courses	1948	4.33
7	Accessibility	1989	4.42
8	Ability to design quizzes/test/assignments	1966	4.37
9	Provision of sufficient time for feedback	1942	4.32
10	Overall Rating	2023	4.50

Tables 1 depict the survey results of student feedback on teachers conducted for academic year 2023-2024. It was found that Mean Score of all the statements mentioned in the questionnaire was above 4 and it is denoted as "Very Good" on 5 point Likert scale. It

implies that majority of the students expressed their opinion as Very Good on various parameters mentioned in the questionnaire. It can be concluded that students are satisfied with faculty members of the College.

Chart 1: Students Feedback on Teachers

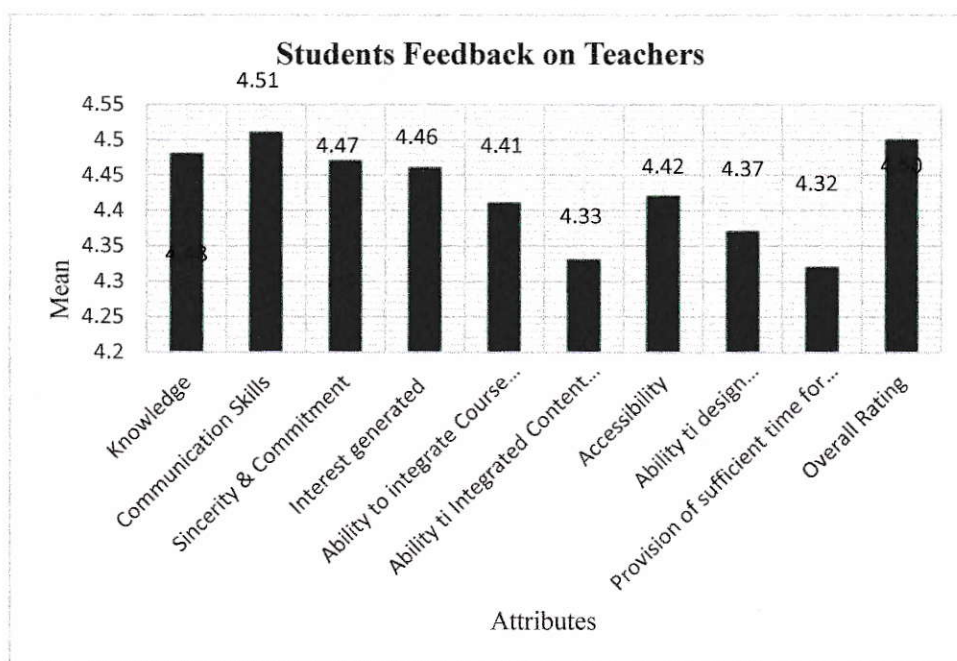
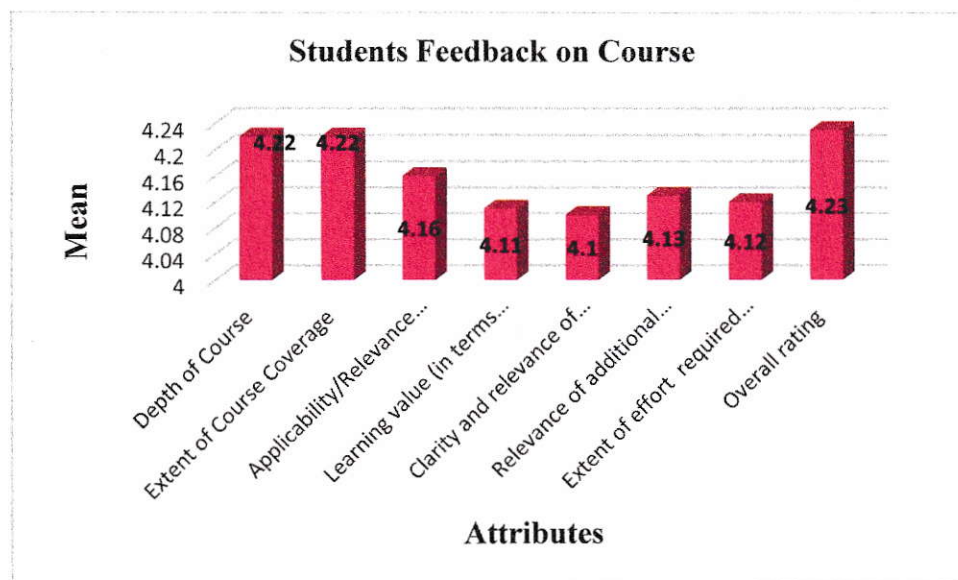


Table 2: Students Feedback on Course

S. No.	Attributes	Total Score	Mean Score
1	Depth of Course	1168	4.22
2	Extent of Course Coverage	1167	4.22
3	Applicability/Relevance to real life situations	1151	4.16
4	Learning value (in terms of knowledge, concepts, manual skills, analytical abilities and broadening perspectives)	1138	4.11
5	Clarity and relevance of textual reading material	1136	4.1
6	Relevance of additional source material (Library)	1145	4.13
7	Extent of effort required by students	1140	4.12
8	Overall rating	1188	4.23

Table 2 depicts the survey results of students feedback on courses conducted for the academic year 2023-24. It was found that the mean score of all statements mentioned in the questionnaire was above 4 and it is denoted as “Very Good” on a 5 point Likert scale. It shows that majority of the students expressed their opinion as very good on various parameters mentioned in the questionnaire. Therefore, it can be concluded that students are satisfied with courses offered by the college.

Chart 2: Students’ Feedback on Course



Overall Rating of the Programme

(To be submitted after the final examination results (Academic Year 2023-2024))

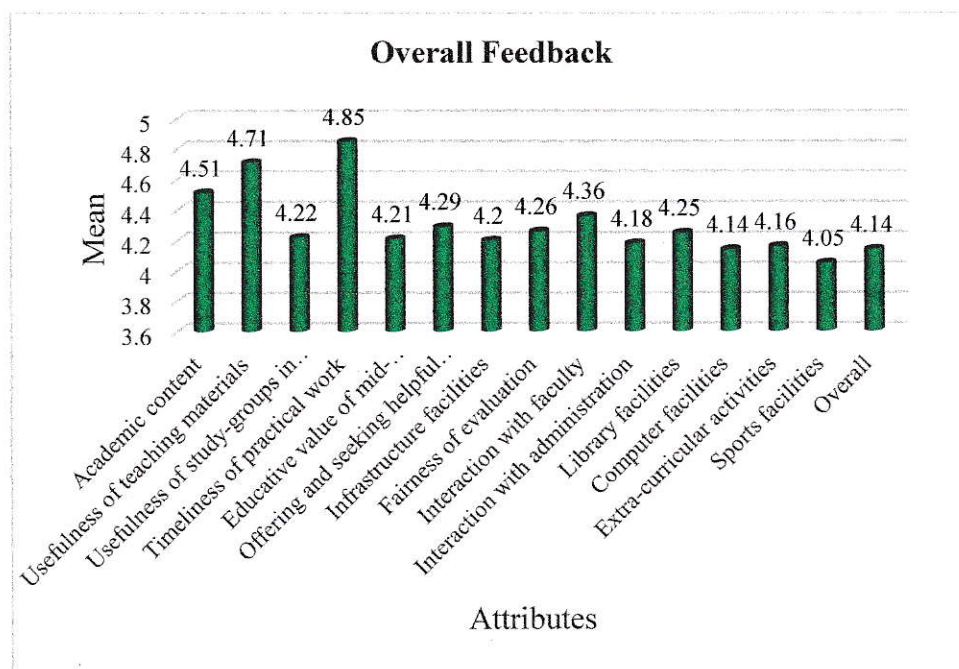
Table 5: Overall Rating of the Student

S. No.	Attributes	Total Score	Mean Score
1	Academic content	893	4.51
2	Usefulness of teaching materials	933	4.71
3	Usefulness of study-groups in further learning	836	4.22
4	Timeliness of practical work	961	4.85
5	Educative value of mid-programme placement	835	4.21
6	Offering and seeking helpful feedback	849	4.29
7	Infrastructure facilities	831	4.2
8	Fairness of evaluation	843	4.26
9	Interaction with faculty	863	4.36
10	Interaction with administration	827	4.18

11	Library facilities	841	4.25
12	Computer facilities	819	4.14
13	Extra-curricular activities	824	4.16
14	Sports facilities	792	4.05
15	Overall	855	4.14

Tables-3 show the survey results of student feedback on overall rating of the College conducted for academic year 2023-2024. It was found that Mean Score of all the statements mentioned in the questionnaire was above 4 and it is denoted as “Very Good” on 5 point Likert scale. It implies that majority of the students expressed their opinion as Very Good on various parameters mentioned in the questionnaire. It can be concluded that students are satisfied with services offered by the college.

Chart 3: Overall Rating of the programme by students



[Signature]

Coordinator IQAC
COORDINATOR

Internal Quality Assurance Cell
Anwarul Uloom College (Autonomous)
New Mallepally, Hyderabad.

Page 4 of 4

[Signature]

Principal

PRINCIPAL

Anwarul Uloom College (Autonomous)
New Mallepally, Hyderabad-01



TEACHER'S FEEDBACK ANALYSIS REPORT 2023-24

The college has obtained feedback from stakeholders for self-evaluation in order to improve the quality of education. On the basis of guidelines given in the NAAC manual, feedback forms were designed and obtained the responses from Teachers' Feedback. Data was collected online and analysed with the help of count and average. Data analysis is presented with the help of tables and graphs.

TEACHERS' FEEDBACK

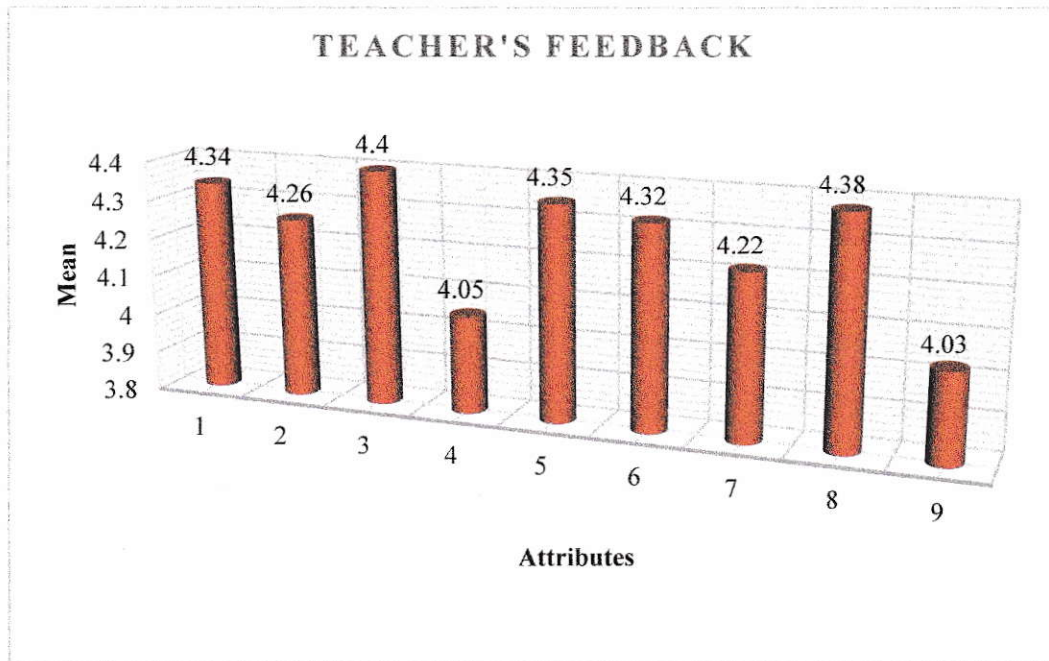
Table 1: Teacher's Feedback

S. No.	Attributes	Total Score	Mean Score
1	The courses / syllabi taught by me have a good balance between theory and application	499	4.34
2	Contents of curriculum are as per the industry requirement/applied	490	4.26
3	The objectives of the syllabi are well defined	506	4.4
4	Infrastructural facilities are available in the college	466	4.05
5	The college provides adequate opportunities and support to faculty members for upgrading their skills and qualifications	500	4.35
6	The environment in the college is conducive to teaching and research	497	4.32
7	The books/ journals etc. prescribed/ listed as reference materials are relevant, updated and cover the entire syllabi	486	4.22
8	I have the freedom to adopt new techniques/ strategies of testing and assessment of students	504	4.38
9	The prescribed books are available in the library in sufficient numbers	463	4.03

Tables 1 reveal the survey results of Teacher's Feedback conducted for academic year 2023-2024. It was found that Mean Score of all the statements mentioned in the questionnaire was above 4 and it is denoted as "Agree" on 5 point Likert scale. It implies that majority were

expressed their opinion as Agree on various parameters mentioned in the questionnaire. It can be concluded that teachers are satisfied with teaching and learning process of the College.

Chart 1: Teacher's Feedback




Coordinator IQAC

COORDINATOR
Internal Quality Assurance Cell
Anwarul Uloom College (Autonomous)
New Mallepally, Hyderabad.


Principal

PRINCIPAL
Anwarul Uloom College (Autonomous)
New Mallepally, Hyderabad-01.



ALUMNI FEEDBACK ANALYSIS REPORT 2023-24

The college has obtained feedback from stakeholders for self-evaluation in order to improve the quality of education. In the manual of Self Study for affiliated/constituent colleges, published by National Assessment and Accreditation Council, it has been suggested to get feedback from the students, teachers, employers and alumni. On the basis of guidelines given in the NAAC manual, feedback forms were designed and obtained the responses from alumni. Data was collected online and analysed with the help of count and average. Data analysis is presented with the help of tables and graphs.

TABLE 1: ALUMNI FEEDBACK

S. No.	Attributes	Total Score	Average Score
1	Admission Procedure	1779	4.73
2	Fee Structure	1734	4.61
3	Environment	1820	4.84
4	Infrastructure & Lab Facilities	1810	4.81
5	Faculty	1843	4.9
6	Project Guidance	1772	4.71
7	Quality of Support Material	1760	4.68
8	Training and Placement	1775	4.72
9	Library	1814	4.82
10	Canteen Facilities	1755	4.67
11	Alumni Association/ Network of old friends	1784	4.74
12	Caliber of students passing out of this college	1795	4.77
13	How do you rate the courses which are skills related suiting to the industry included into the programs?	1792	4.77
14	How do you rate the learning experience in terms of their relevance to the real-life application?	1792	4.77
15	How do you rate the courses that you have learnt in relation to your current job?	1794	4.77
16	Overall Rating of the college	1833	4.86

Table 1 presents the average score of the survey results of the alumni conducted for the academic year 2023–24. It was found that the mean score of all the responses obtained from the alumni is above 4, and it is denoted as “very good” on a 5-point Likert scale. It shows that the majority of the alumni have expressed their opinion as very good on the given parameters in the questionnaire.

Table 2: Infrastructure of the college

S. No.	Attributes	Total Score	Average Score
1	Laboratories & Equipments	3503	9.32
2	Library/Seminar/Reading Room	3502	9.31
3	Computer Facilities	3527	9.38
4	Internet & Wifi	3534	9.4
5	Sports and Cultural Facilities	3558	9.46
6	Classrooms	3154	8.67

Table-2 reveals the survey results of infrastructure of the college such as laboratories, equipments, library seminar hall, reading room, computer facilities, internet, sports, cultural facilities and classrooms. By analysing the responses, it was found that mean score of all the attributes mentioned in the questionnaire is above 8 on a 10-point Likert scale.

Table 3: Academic Initiatives taken the college to improve know-how of the students

S. No.	Attributes	Total Score	Average Score
1	Industry Oriented Projects (If applicable)	3509	9.33
2	Seminars & Workshops	3528	9.38
3	Guest Lectures	3530	9.39
4	Special Training Classes for bridging Industry/Academic gap	3536	9.40


Table 3 depicts the survey results of academic initiatives taken by the college to improve know-how off the students by taking attributes such as industry-oriented projects, seminars and workshops, guest lectures, etc. and it was found that the mean score of all the responses for the attributes mentioned in the questionnaire is above 8 on a 10-point Likert scale.


Coordinator IQAC

Internal Quality Assurance Cell
Anwarul Uloom College (Autonomous)
New Mallepally, Hyderabad.


Principal

PRINCIPAL
Anwarul Uloom College (Autonomous)
New Mallepally, Hyderabad-01.



EMPLOYERS' FEEDBACK ANALYSIS REPORT 2023-24

The college has obtained feedback from employers for self-evaluation in order to improve the quality of education. Data was collected online through structured questionnaire and analysed with the help of count and average. Data analysis is presented with the help of table and graph.

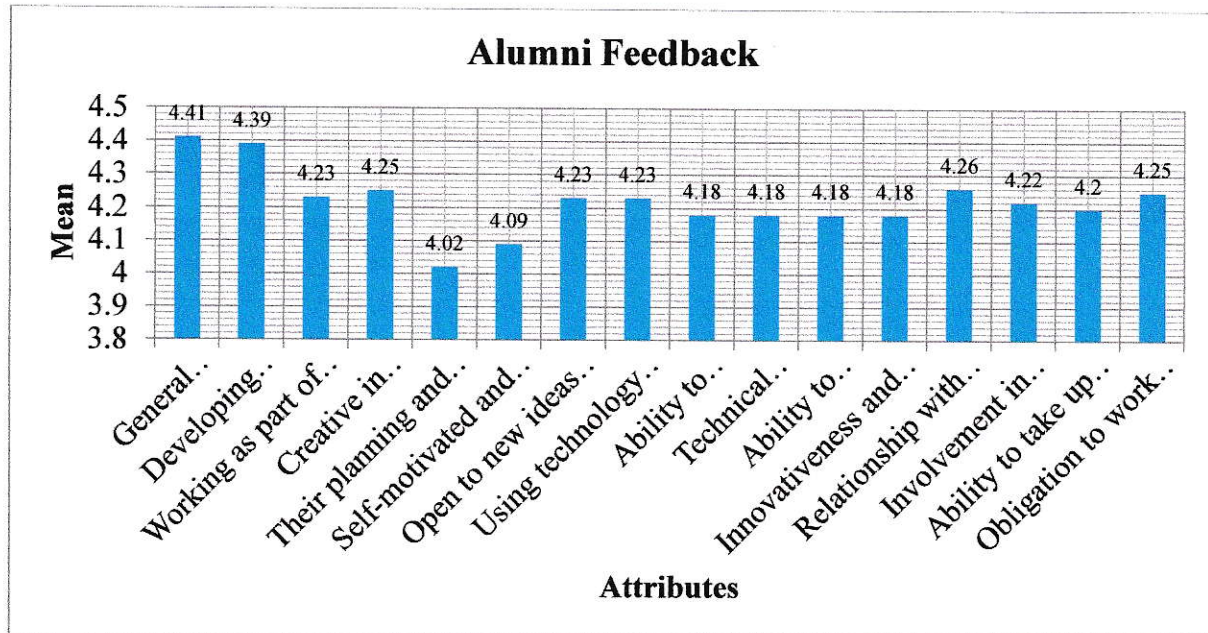
Table 1: Employers' Feedback

S. No.	Attributes	Total Score	Mean Score
1	General communication skills	530	4.41
2	Developing practical solutions to work place problems	527	4.39
3	Working as part of a team Challenges	507	4.23
4	Creative in response to workplace challenges	510	4.25
5	Their planning and organization skills	483	4.02
6	Self-motivated and taking on appropriate level of responsibility	491	4.09
7	Open to new ideas and learning new techniques	508	4.23
8	Using technology and workplace equipment	508	4.23
9	Ability to contribute to the goal of the organization	501	4.18
10	Technical knowledge/skill	501	4.18
11	Ability to manage/leadership qualities	501	4.18
12	Innovativeness and Creativity	502	4.18
13	Relationship with seniors/peers/subordinates	511	4.26
14	Involvement in Social Activities	507	4.22
15	Ability to take up extra responsibility	505	4.2
16	Obligation to work beyond schedule if required	510	4.25

Above table 1 reveal the feedback results of the employers for recruited student of this college, conducted for the academic year 2023-24. It was found that mean score is above 4 on the 5 point Likert scale for all the attributes mentioned in the questionnaire and it is

denoted by “Very Good”. It implies that majority of the employers were very satisfied with the Anwarul Uloom College students.

Chart 1: Employers’ Feedback



[Signature]
Coordinator IQAC

COORDINATOR
 Internal Quality Assurance Cell
 Anwarul Uloom College (Autonomous)
 New Mallepally, Hyderabad.

[Signature]
Principal

PRINCIPAL
 Anwarul Uloom College (Autonomous)
 New Mallepally, Hyderabad-01.