



## Anwarul Uloom College (Autonomous)

(Affiliated to Osmania University)

Accredited with A Grade by NAAC

New Mallepally, Hyderabad- 500001, T.S., India.



### FEEDBACK ANALYSIS REPORT- 2022-23

Self-evaluation is necessary in order to improve the quality of education in the Institute. In the manual of Self Study for affiliated/constituent colleges, published by National Assessment and Accreditation Council, it has been suggested to get feedback from the students, teachers, parents, employers and alumni. On the basis of guidelines given in the manual, feedback forms were designed and obtained the responses from students, teachers, alumni and parents.

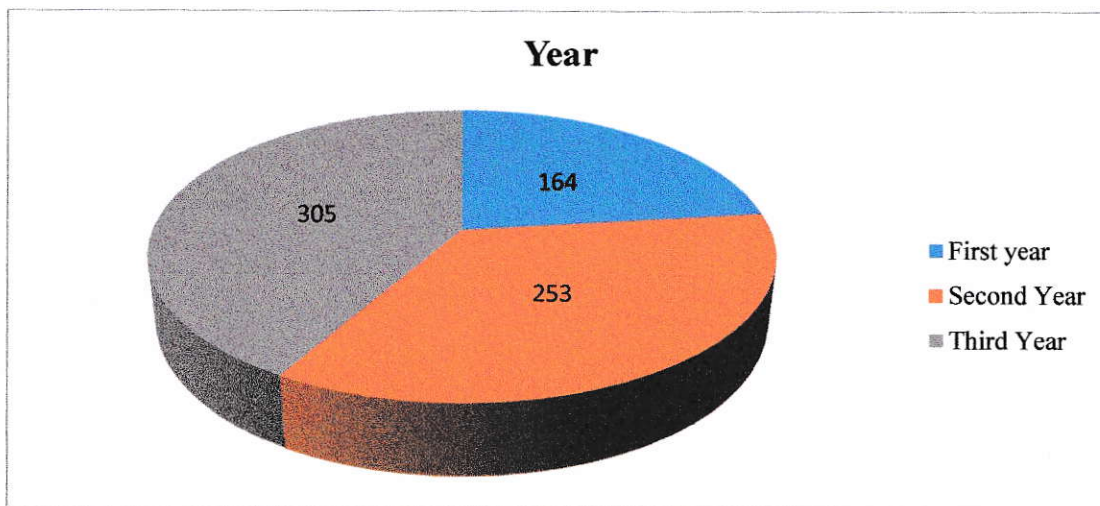
**Data Analysis Method:** Data was analysed with the help of count, percentage and average. Data analysis is presented with the help of tables and graphs.

### STUDENT FEEDBACK ON TEACHERS

**Table 1: Year of Study**

| S. No. | Year         | Count      | Percentage  |
|--------|--------------|------------|-------------|
| 1      | First year   | 164        | 23%         |
| 2      | Second Year  | 253        | 35%         |
| 3      | Third Year   | 305        | 42%         |
| 4      | <b>Total</b> | <b>722</b> | <b>100%</b> |

**Chart 1: Year of Study**

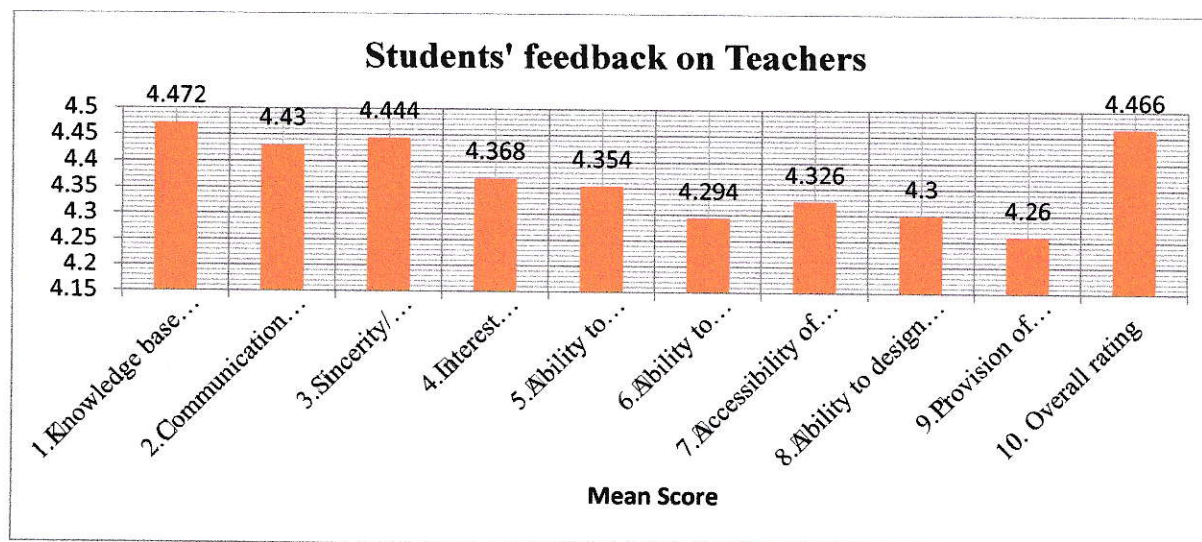


**Table 2: Students Feedback on Teachers**

| S. No. | Attributes  | Total Score | Mean Score |
|--------|---|-------------|------------|
| 1      | Knowledge   | 3260        | 4.51       |
| 2      | Communication Skills                                  | 3198        | 4.43       |
| 3      | Sincerity & Commitment                                | 3211        | 4.44       |
| 4      | Interest generated                                    | 3185        | 4.41       |
| 5      | Ability to integrate course material with environment | 3116        | 4.31       |
| 6      | Ability to integrated content with other courses      | 3108        | 4.30       |
| 7      | Accessibility   | 3149        | 4.36       |
| 8      | Ability to design quizzes/ Test/ assignments          | 3147        | 4.36       |
| 9      | Provision of sufficient time for feedback             | 3098        | 4.29       |
| 10     | Overall Rating  | 3219        | 4.46       |

Tables 2 depict the survey results of student feedback on teachers conducted for academic year 2022-2023. It was found that Mean Score of all the statements mentioned in the questionnaire was above 4 and it is denoted as “Very Good” on 5 point liker scale. It implies that majority were expressed their opinion as Very Good on various parameters mentioned in the questionnaire. It can be concluded that students are satisfied with faculty members of the College.

**Chart 2: Students Feedback on Teachers**

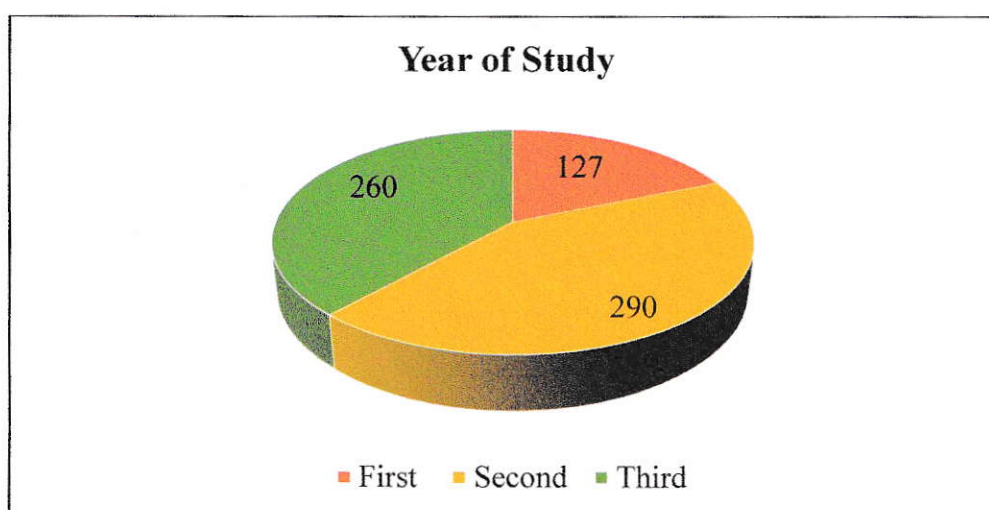


## STUDENT FEEDBACK ON COURSE

**Table 3: Year of Study**

| S. No. | Year   | Count | Percentage |
|--------|--------|-------|------------|
| 1      | First  | 127   | 18.76      |
| 2      | Second | 290   | 42.84      |
| 3      | Third  | 260   | 38.40      |
| 4      | Total  | 677   | 100.00     |

Chart 3: Year of Study

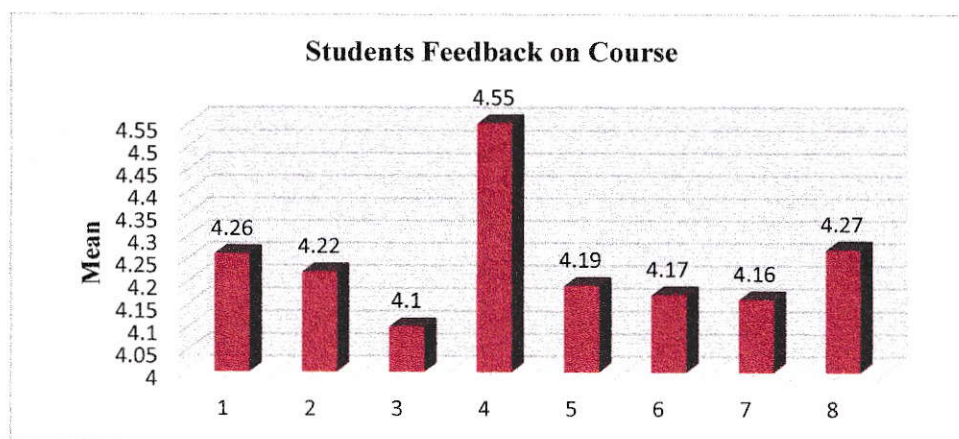


**Table 4: Students Feedback on Course**

| S. No. | Attributes  | Total Score | Mean Score |
|--------|---|-------------|------------|
| 1      | Depth of Course   | 2883        | 4.26       |
| 2      | Extent of Course Coverage   | 2855        | 4.22       |
| 3      | Applicability/Relevance to real life situations   | 2777        | 4.10       |
| 4      | Learning value (in terms of knowledge, concepts, manual skills, analytical abilities and broadening perspectives) | 3080        | 4.55       |
| 5      | Clarity and relevance of textual reading material   | 2839        | 4.19       |
| 6      | Relevance of additional source material (Library)   | 2821        | 4.17       |
| 7      | Extent of effort required by students   | 2816        | 4.16       |
| 8      | Overall rating  | 2894        | 4.27       |

Table 4 depicts the survey results of students feedback on courses conducted for the academic year 2022-23. It was found that the mean score of all statements mentioned in the questionnaire was above 4 and it is denoted as “Very Good” on a 5 point Likert scale. It shows that majority of the students expressed their opinion as very good on various parameters mentioned in the questionnaire. Therefore, it can be concluded that students are satisfied with courses offered by the college

**Chart 4: Students’ Feedback on Course**



**Overall Rating of the Programme**

(To be submitted after the final examination results (Academic Year 2022-2023))

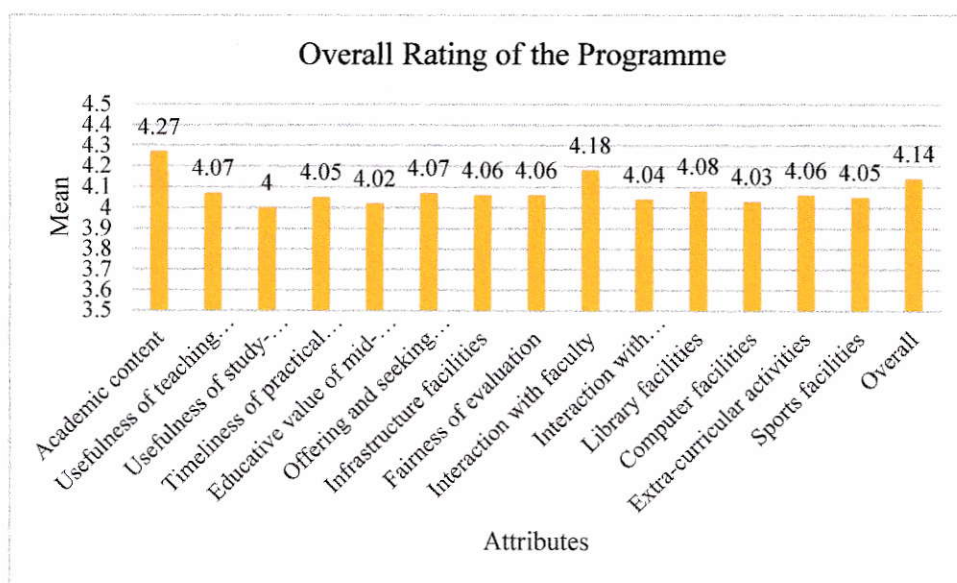
**Table 5: Overall Rating of the Student**

| S. No. | Attributes                                     | Total Score | Mean Score |
|--------|--|-------------|------------|
| 1      | Academic content                               | 1444        | 4.27       |
| 2      | Usefulness of teaching materials               | 1377        | 4.07       |
| 3      | Usefulness of study-groups in further learning | 1354        | 4.00       |
| 4      | Timeliness of practical work                   | 1372        | 4.05       |
| 5      | Educative value of mid-programme placement     | 1359        | 4.02       |
| 6      | Offering and seeking helpful feedback          | 1376        | 4.07       |
| 7      | Infrastructure facilities                      | 1371        | 4.06       |
| 8      | Fairness of evaluation                         | 1374        | 4.06       |
| 9      | Interaction with faculty                       | 1414        | 4.18       |
| 10     | Interaction with administration                | 1365        | 4.04       |
| 11     | Library facilities                             | 1380        | 4.08       |
| 12     | Computer facilities                            | 1362        | 4.03       |

|    |                             |      |      |
|----|-----------------------------|------|------|
| 13 | Extra-curricular activities | 1374 | 4.06 |
| 14 | Sports facilities           | 1368 | 4.05 |
| 15 | Overall                     | 1398 | 4.14 |

Tables 5 show the survey results of student feedback on overall rating of the College conducted for academic year 2022-2023. It was found that Mean Score of all the statements mentioned in the questionnaire was above 4 and it is denoted as “Very Good” on 5 point Likert scale. It implies that majority of the students expressed their opinion as Very Good on various parameters mentioned in the questionnaire. It can be concluded that students are satisfied with services offered by the college.

**Chart 5: Overall Rating of the programme by students**



  
**Coordinator IQAC**

  
**Principal**



### TEACHER'S FEEDBACK ANALYSIS REPORT 2022-23

The college has obtained feedback from stakeholders for self-evaluation in order to improve the quality of education. On the basis of guidelines given in the NAAC manual, feedback forms were designed and obtained the responses from Teachers' Feedback. Data was collected online and analysed with the help of count, percentage and average. Data analysis is presented with the help of tables and graphs.

#### TEACHERS' FEEDBACK

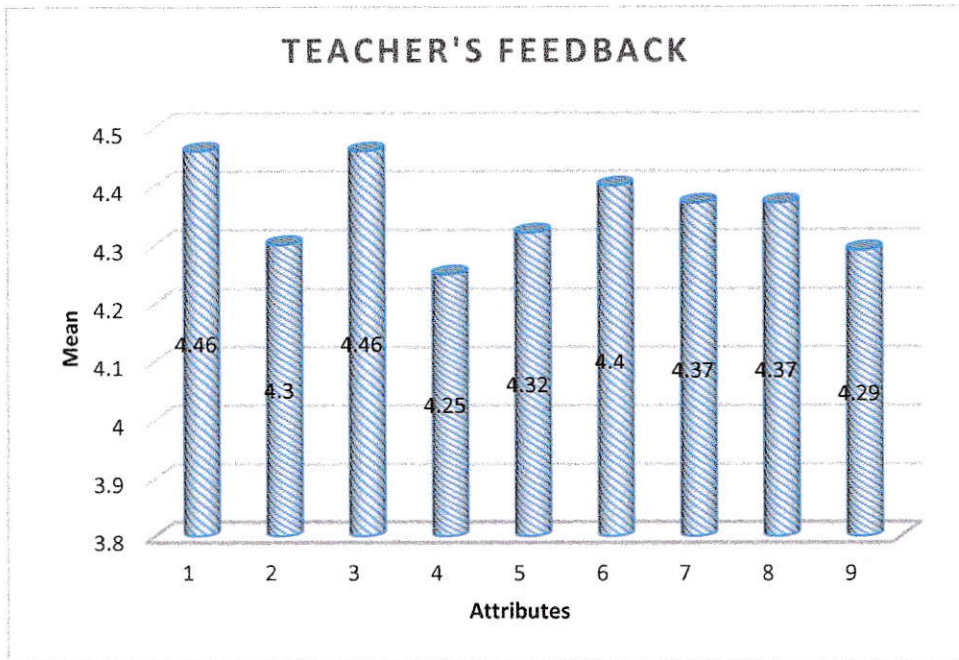
Table 1: Teacher's Feedback

| S. No. | Attributes   | Total Score | Mean Score |
|--------|--|-------------|------------|
| 1      | The courses / syllabi taught by me have a good balance between theory and application                                    | 468         | 4.46       |
| 2      | Contents of curriculum are as per the industry requirement/applied   | 451         | 4.30       |
| 3      | The objectives of the syllabi are well defined   | 468         | 4.46       |
| 4      | Infrastructural facilities are available in the college  | 446         | 4.25       |
| 5      | The college provides adequate opportunities and support to faculty members for upgrading their skills and qualifications | 454         | 4.32       |
| 6      | The environment in the College is conducive to teaching and research   | 462         | 4.40       |
| 7      | The books/journals etc. prescribed / listed as reference materials are relevant, updated and cover the entire syllabi    | 459         | 4.37       |
| 8      | I have the freedom to adopt new techniques / strategies of testing and assessment of students                            | 459         | 4.37       |
| 9      | The prescribed books are available in the Library in sufficient numbers.   | 450         | 4.29       |

Tables 1 reveal the survey results of Teacher's feedback conducted for academic year 2022-2023. It was found that Mean Score of all the statements mentioned in the questionnaire was


above 4 and it is denoted as “Agree” on 5 point Likert scale. It implies that majority were expressed their opinion as Agree on various parameters mentioned in the questionnaire. It can be concluded that Teachers are satisfied with teaching and learning process of the College.

**Chart 1: Teacher’s Feedback**



**Coordinator IQAC**

**Principal**



## Anwarul Uloom College (Autonomous)

(Affiliated to Osmania University)

**Accredited with A Grade by NAAC**

New Mallepally, Hyderabad- 500001, T.S., India.



### ALUMNI FEEDBACK ANALYSIS REPORT 2022-23

The college has obtained feedback from stakeholders for self-evaluation in order to improve the quality of education. In the manual of Self Study for affiliated/constituent colleges, published by National Assessment and Accreditation Council, it has been suggested to get feedback from the students, teachers, employers and alumni. On the basis of guidelines given in the NAAC manual, feedback forms were designed and obtained the responses from alumni. Data was collected online and analysed with the help of count, percentage and average. Data analysis is presented with the help of tables and graphs.

**Table 1: Alumni Feedback**

| S. No. | Attributes   | Total Score | Average Score |
|--------|--|-------------|---------------|
| 1      | Admission Procedure  | 2291        | 4.02          |
| 2      | Fee Structure  | 2280        | 4.00          |
| 3      | Environment  | 2371        | 4.16          |
| 4      | Infrastructure & Lab Facilities  | 2405        | 4.22          |
| 5      | Faculty  | 2587        | 4.54          |
| 6      | Project Guidance   | 2418        | 4.24          |
| 7      | Quality of Support Material  | 2292        | 4.02          |
| 8      | Training and Placement   | 2288        | 4.01          |
| 9      | Library  | 2365        | 4.15          |
| 10     | Canteen Facilities   | 2558        | 4.48          |
| 11     | Alumni Association/ Network of old friends   | 2321        | 4.07          |
| 12     | Calibre of students passing out of this college  | 2327        | 4.08          |
| 13     | How do you rate the courses which are skills related suiting to the industry included into the programs? | 2319        | 4.07          |
| 14     | How do you rate the learning experience in terms of their relevance to the real life application?        | 2314        | 4.06          |
| 15     | How do you rate the courses that you have learnt in relation to your current job?                        | 2311        | 4.05          |
| 16     | Overall Rating of the college  | 2351        | 4.12          |



Table 1 presents the average score of the survey results of the alumni conducted for the academic year 2022–23. It was found that the mean score of all the responses obtained from the alumni is above 4, and it is denoted as “very good” on a 5-point Likert scale. It implies that the majority of the alumni have expressed their opinion as very good on the given parameters in the questionnaire.

**Table 2: Infrastructure of the college**

| S. No. | Attributes                     | Total Score | Average Score |
|--------|--------------------------------|-------------|---------------|
| 1      | Laboratories & Equipments      | 4848        | 8.51          |
| 2      | Library/Seminar/Reading Room   | 4785        | 8.39          |
| 3      | Computer Facilities            | 4861        | 8.53          |
| 4      | Internet & WiFi                | 4902        | 8.60          |
| 5      | Sports and Cultural Facilities | 4831        | 8.46          |
| 6      | Classrooms                     | 4883        | 8.67          |

Table 2 reveals the survey results of infrastructure of the college such as laboratories, equipments, library seminar hall, reading room, computer facilities, internet, sports, cultural facilities and classrooms. By analysing the responses, it was found that mean score of all the attributes mentioned in the questionnaire is above 8 on 10 point Likert scale which expresses that respondents are satisfied with the above attributes.


**Table 3: Academic Initiatives taken the college to improve know-how of the students**

| S. No. | Attributes  | Total Score | Average Score |
|--------|---|-------------|---------------|
| 1      | Industry Oriented Projects (If applicable)                  | 4835        | 8.48          |
| 2      | Seminars & Workshops  | 4823        | 8.46          |
| 3      | Guest Lectures  | 4798        | 8.42          |
| 4      | Special Training Classes for bridging Industry/Academic gap | 4820        | 8.46          |

Table 3 depicts the survey results of academic initiatives taken by the college to improve know-how off the students by taking attributes such as industry-oriented projects, seminars and workshops, guest lectures, etc. and it was found that the mean score of all the responses for the attributes mentioned in the questionnaire is above 8 on a 10 point Likert scale. It implies that respondents are satisfied with the above attributes.

  
Coordinator IQAC

  
Principal



### EMPLOYERS' FEEDBACK ANALYSIS REPORT 2022-23

The college has obtained feedback from employers for self-evaluation in order to improve the quality of education. Data was collected online through structured questionnaire and analysed with the help of count, percentage and average. Data analysis is presented with the help of table and graph.

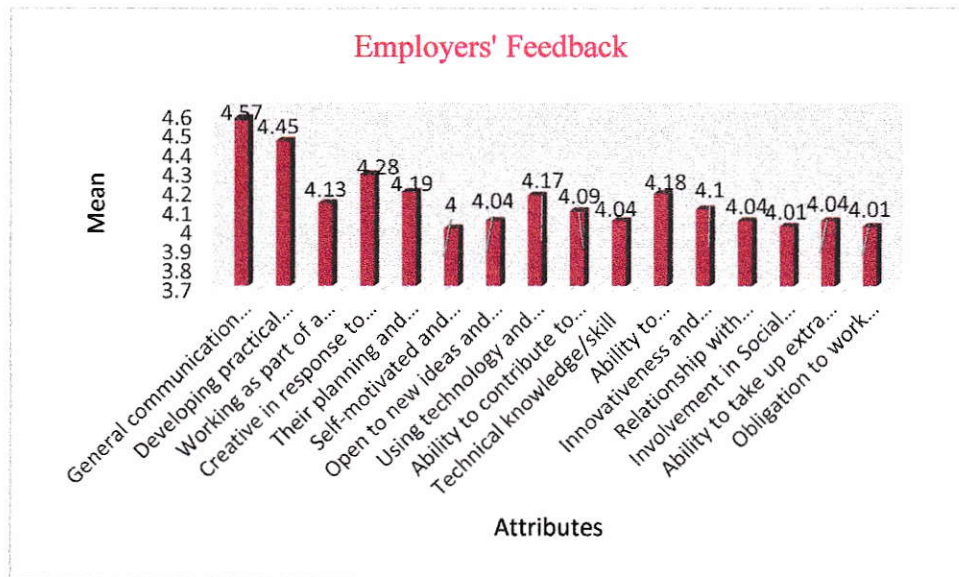
**Table 1: Employers' Feedback**

| S. No. | Attributes   | Total Score | Mean Score |
|--------|--|-------------|------------|
| 1      | General communication skills                                     | 352         | 4.57       |
| 2      | Developing practical solutions to work place problems            | 343         | 4.45       |
| 3      | Working as part of a team Challenges                             | 318         | 4.13       |
| 4      | Creative in response to workplace challenges                     | 330         | 4.28       |
| 5      | Their planning and organization skills                           | 323         | 4.19       |
| 6      | Self-motivated and taking on appropriate level of responsibility | 308         | 4.00       |
| 7      | Open to new ideas and learning new techniques                    | 313         | 4.06       |
| 8      | Using technology and workplace equipment                         | 321         | 4.17       |
| 9      | Ability to contribute to the goal of the organization            | 315         | 4.09       |
| 10     | Technical knowledge/skill  | 311         | 4.04       |
| 11     | Ability to manage/leadership qualities                           | 322         | 4.18       |
| 12     | Innovativeness and creativity                                    | 316         | 4.10       |
| 13     | Relationship with seniors/peers/subordinates                     | 311         | 4.04       |
| 14     | Involvement in social activities                                 | 309         | 4.01       |
| 15     | Ability to take up extra responsibility                          | 311         | 4.04       |
| 16     | Obligation to work beyond schedule if required                   | 309         | 4.01       |

Above table 1 reveal the feedback results of the 77 employers on student of the college conducted for the academic year 2022-23. It was found that mean score is above 4 on the 5 point Likert scale for all the attributes mentioned in the questionnaire and it is denoted by "Very

Good". It implies that majority of the employers were very satisfied with the AU college students.

**Chart 1: Employers' Feedback**



**Coordinator IQAC**

**Principal**





**Anwarul Uloom College (Autonomous)**  
(Affiliated to Osmania University)  
**Accredited with 'A' Grade by NAAC**  
New Mallepally, Hyderabad.



### ACTION TAKEN REPORT OF EMPLOYERS' FEEDBACK 2022-23

| S. No. | Suggestion   | Action Taken   |
|--------|--|--|
| 1.     | To introduce more Job oriented courses                                       | Introduced value added courses and new employable courses  |
| 2.     | To bring awareness among the students about recent developments in the field | Conducted various seminars and webinars on recent development, trends and technology in the field. |
| 3.     | To Conduct Career Guidance Programmes  | Conducted Career Guidance Programmes for students  |

  
Coordinator IQAC

  
Principal