



Anwarul Uloom College (Autonomous)

(Affiliated to Osmania University)

Accredited with A Grade by NAAC

New Mallepally, Hyderabad- 500001, T.S., India.



FEEDBACK ANALYSIS REPORT- 2022-23

Self-evaluation is necessary in order to improve the quality of education in the Institute. In the manual of Self Study for affiliated/constituent colleges, published by National Assessment and Accreditation Council, it has been suggested to get feedback from the students, teachers, parents, employers and alumni. On the basis of guidelines given in the manual, feedback forms were designed and obtained the responses from students, teachers, alumni and parents.

Data Analysis Method: Data was analysed with the help of count, percentage and average. Data analysis is presented with the help of tables and graphs.

STUDENT FEEDBACK ON TEACHERS

Table 1: Year of Study

S. No.	Year	Count	Percentage
1	First year	164	23%
2	Second Year	253	35%
3	Third Year	305	42%
4	Total	722	100%

Chart 1: Year of Study

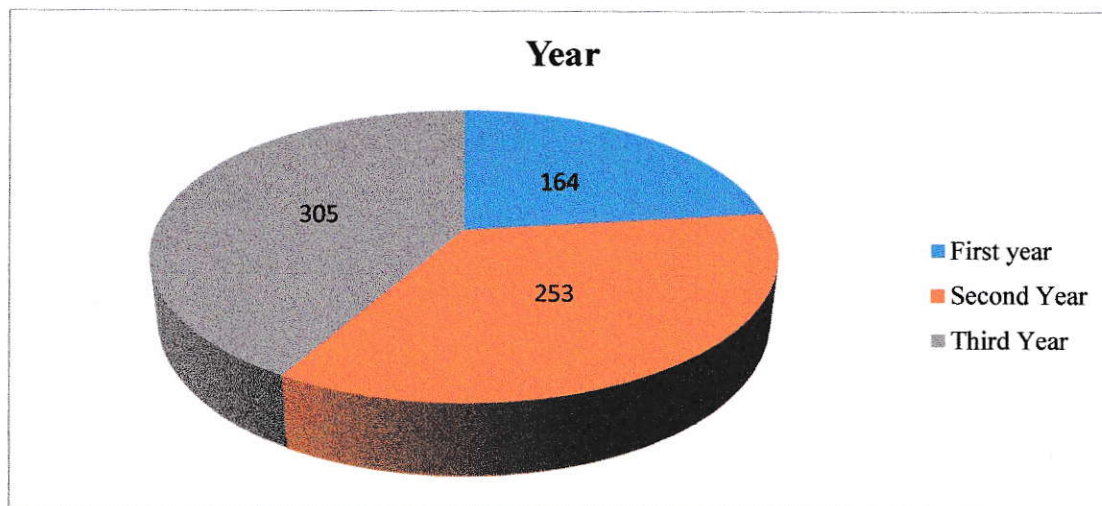
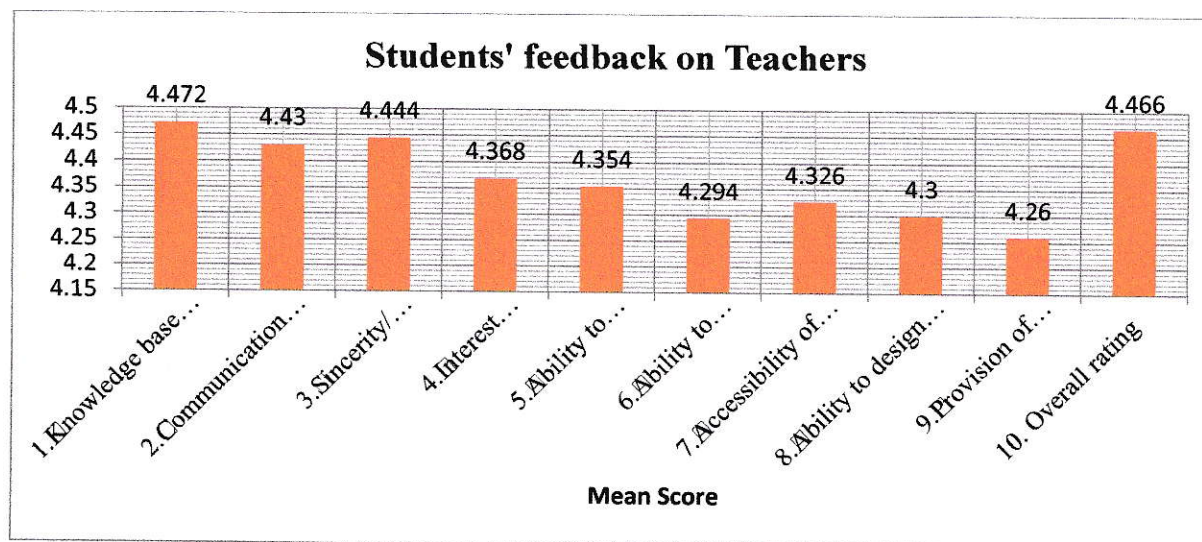


Table 2: Students Feedback on Teachers

S. No.	Attributes	Total Score	Mean Score
1	Knowledge	3260	4.51
2	Communication Skills	3198	4.43
3	Sincerity & Commitment	3211	4.44
4	Interest generated	3185	4.41
5	Ability to integrate course material with environment	3116	4.31
6	Ability to integrated content with other courses	3108	4.30
7	Accessibility	3149	4.36
8	Ability to design quizzes/ Test/ assignments	3147	4.36
9	Provision of sufficient time for feedback	3098	4.29
10	Overall Rating	3219	4.46

Tables 2 depict the survey results of student feedback on teachers conducted for academic year 2022-2023. It was found that Mean Score of all the statements mentioned in the questionnaire was above 4 and it is denoted as “Very Good” on 5 point liker scale. It implies that majority were expressed their opinion as Very Good on various parameters mentioned in the questionnaire. It can be concluded that students are satisfied with faculty members of the College.

Chart 2: Students Feedback on Teachers



STUDENT FEEDBACK ON COURSE

Table 3: Year of Study

S. No.	Year	Count	Percentage
1	First	127	18.76
2	Second	290	42.84
3	Third	260	38.40
4	Total	677	100.00

Chart 3: Year of Study

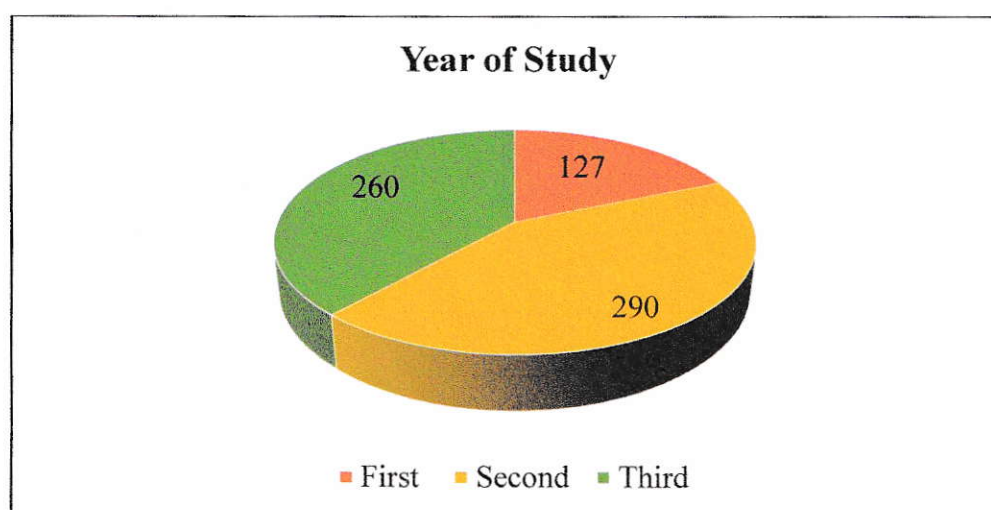
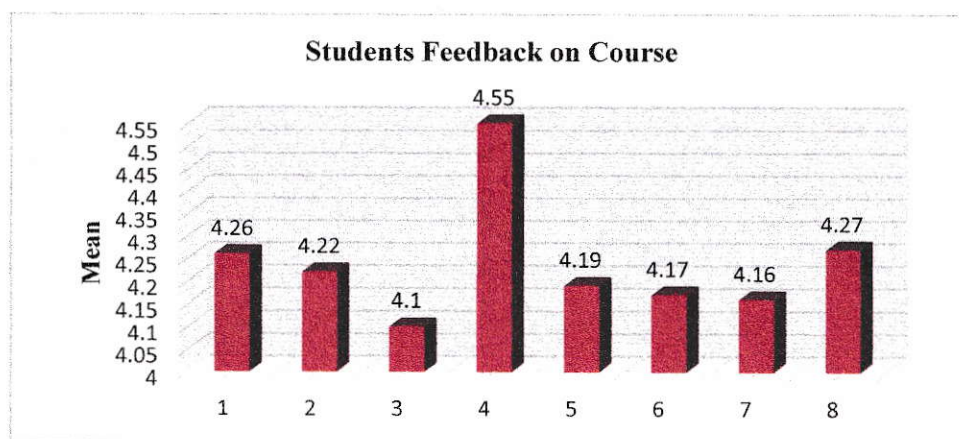


Table 4: Students Feedback on Course

S. No.	Attributes	Total Score	Mean Score
1	Depth of Course	2883	4.26
2	Extent of Course Coverage	2855	4.22
3	Applicability/Relevance to real life situations	2777	4.10
4	Learning value (in terms of knowledge, concepts, manual skills, analytical abilities and broadening perspectives)	3080	4.55
5	Clarity and relevance of textual reading material	2839	4.19
6	Relevance of additional source material (Library)	2821	4.17
7	Extent of effort required by students	2816	4.16
8	Overall rating	2894	4.27

Table 4 depicts the survey results of students feedback on courses conducted for the academic year 2022-23. It was found that the mean score of all statements mentioned in the questionnaire was above 4 and it is denoted as “Very Good” on a 5 point Likert scale. It shows that majority of the students expressed their opinion as very good on various parameters mentioned in the questionnaire. Therefore, it can be concluded that students are satisfied with courses offered by the college

Chart 4: Students’ Feedback on Course



Overall Rating of the Programme

(To be submitted after the final examination results (Academic Year 2022-2023))

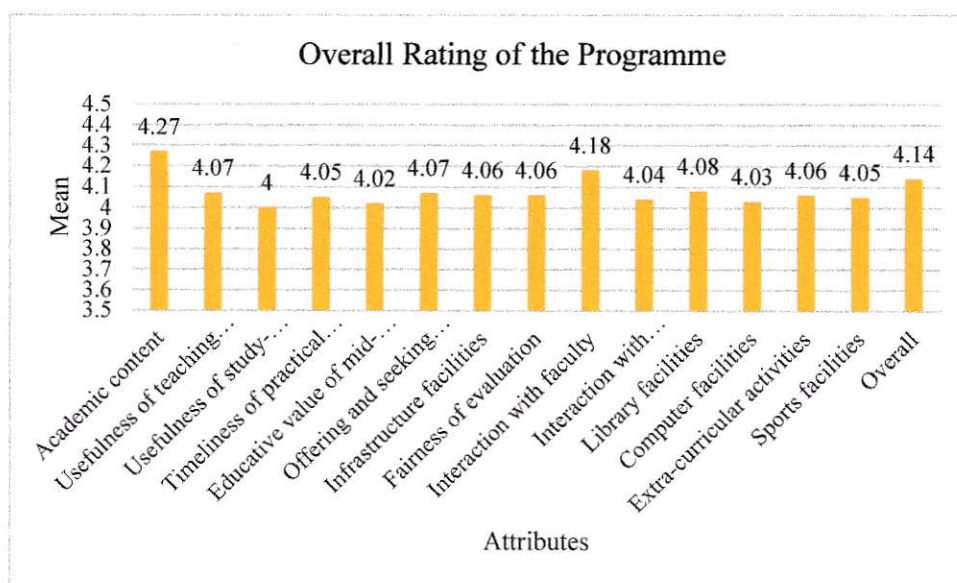
Table 5: Overall Rating of the Student

S. No.	Attributes	Total Score	Mean Score
1	Academic content	1444	4.27
2	Usefulness of teaching materials	1377	4.07
3	Usefulness of study-groups in further learning	1354	4.00
4	Timeliness of practical work	1372	4.05
5	Educative value of mid-programme placement	1359	4.02
6	Offering and seeking helpful feedback	1376	4.07
7	Infrastructure facilities	1371	4.06
8	Fairness of evaluation	1374	4.06
9	Interaction with faculty	1414	4.18
10	Interaction with administration	1365	4.04
11	Library facilities	1380	4.08
12	Computer facilities	1362	4.03

13	Extra-curricular activities	1374	4.06
14	Sports facilities	1368	4.05
15	Overall	1398	4.14

Tables 5 show the survey results of student feedback on overall rating of the College conducted for academic year 2022-2023. It was found that Mean Score of all the statements mentioned in the questionnaire was above 4 and it is denoted as “Very Good” on 5 point Likert scale. It implies that majority of the students expressed their opinion as Very Good on various parameters mentioned in the questionnaire. It can be concluded that students are satisfied with services offered by the college.

Chart 5: Overall Rating of the programme by students




Coordinator IQAC


Principal