



Anwarul Uloom College (Autonomous)

(Affiliated to Osmania University)

Accredited with 'A' Grade by NAAC

New Mallepally, Hyderabad.



STUDENTS' FEEDBACK ANALYSIS REPORT- 2017-18

The College has obtained feedback from student for self evaluation in order to improve the quality of education. Data was collected through structured questionnaire offline and analyzed with the help of count, percentage and average. Data analysis is presented with the help of tables and graphs.



STUDENTS' FEEDBACK ON TEACHERS

Table 1: Students Feedback

S. No.	Attributes	Total Score	Mean Score
1	Teaching Method of Teacher	755	3.81
2	The skills and interaction of the Teacher	656	3.31
3	Subject knowledge of the Teacher	676	3.41
4	Was the professor punctual to the classes	722	3.64
5	Were all your doubts answered	690	3.48
6	Overall Rating	668	3.37

Above table 1 reveal the feedback results of the 198 student on teachers of the college conducted for academic year 2017-18. It was found that Mean Score of all the parameters mentioned in the questionnaire was above 3 and it is denoted as "Good" on 4 point likert scale. It implies that majority of the students were opined as Good on attributes/parameters of teachers. It can be concluded that students are happy with teaching method, skills, interaction, knowledge and punctuality of the teachers.


Coordinator IQAC

COORDINATOR

Internal Quality Assurance Cell

Anwarul Uloom College (Autonomous)

New Mallepally, Hyderabad.


Principal

Principal

PRINCIPAL

Anwarul Uloom College (Autonomous)

New Mallepally, Hyderabad.



Anwarul Uloom College (Autonomous)

(Affiliated to Osmania University)

Accredited with 'A' Grade by NAAC

New Mallepally, Hyderabad.



EMPLOYERS' FEEDBACK ANALYSIS REPORT- 2018-19

The college has obtained feedback from Employers for self evaluation in order to improve the quality of education. Data was collected offline through structured questionnaire and analyzed with the help of count, percentage and average. Data analysis is presented with the help of table and graph.

Very Satisfied=5

Satisfied=4

Neutral=3

Dissatisfied =2

Very Dissatisfied= 1

Table 1: Employers' Feedback

S. No.	Attributes	Total Score	Mean Score
1	General communication skills	70	5.00
2	Developing practical solutions to work place problems	56	4.00
3	Working as part of a team challenges	70	5.00
4	Creative in response to workplace	70	5.00
5	Their planning and organization skills	70	5.00
6	Self-motivated and taking on appropriate level of responsibility	70	5.00
7	Open to new ideas and learning new techniques	70	5.00
8	Using technology and workplace equipment	70	5.00
9	Ability to contribute to the goal of the organization	56	4.00
10	Technical knowledge/skill	70	5.00
11	Ability to manage/leadership qualities	70	5.00
12	Innovativeness and creativity	70	5.00
13	Relationship with seniors/peers/subordinates	70	5.00
14	Involvement in social activities.	70	5.00
15	Ability to take up extra responsibility.	70	5.00
16	Obligation to work beyond schedule if required	56	4.00

Above table 1 reveal the feedback results of the 14 employers on student of the college conducted for academic year 2018-19. It was found that Mean score was 5 of all the attributes except question number 2, 9 & 16 mentioned in the questionnaire and it is denoted as "Very Satisfied" on 5 point liker scale. It implies that majority of the employers were satisfied with the attributes of the AU College students.


Coordinator IQAC

COORDINATOR

Internal Quality Assurance Cell
Anwarul Uloom College (Autonomous)
New Mallepally, Hyderabad.

Principal



PRINCIPAL

Anwarul Uloom College (Autonomous)
New Mallepally, Hyderabad-01.



**STUDENTS' FEEDBACK ANALYSIS REPORT ON TEACHERS COURSES AND
COLLEGE- 2019-20**

Self evaluation is necessary in order to improve the quality of education in the Institute. In the manual of Self Study for affiliated /constituent colleges, published by National Assessment and Accreditation Council, it has been suggested to get feedback from the students, teachers, employers and alumni. On the basis of guidelines given in the manual, feedback forms were designed and obtained the responses online from students.

Data Analysis Method: Data was analyzed with the help of counts, percentages and averages. Data analysis is presented with the help of tables and graphs.

Very Satisfied=5

Satisfied=4

Neutral=3

Dissatisfied =2

Very Dissatisfied= 1

Table 1: Year of Study

S. No.	Year	Count
1	First year	320
2	Second Year	423
3	Third Year	213
4	Total	956

Chart 1: Year of Study

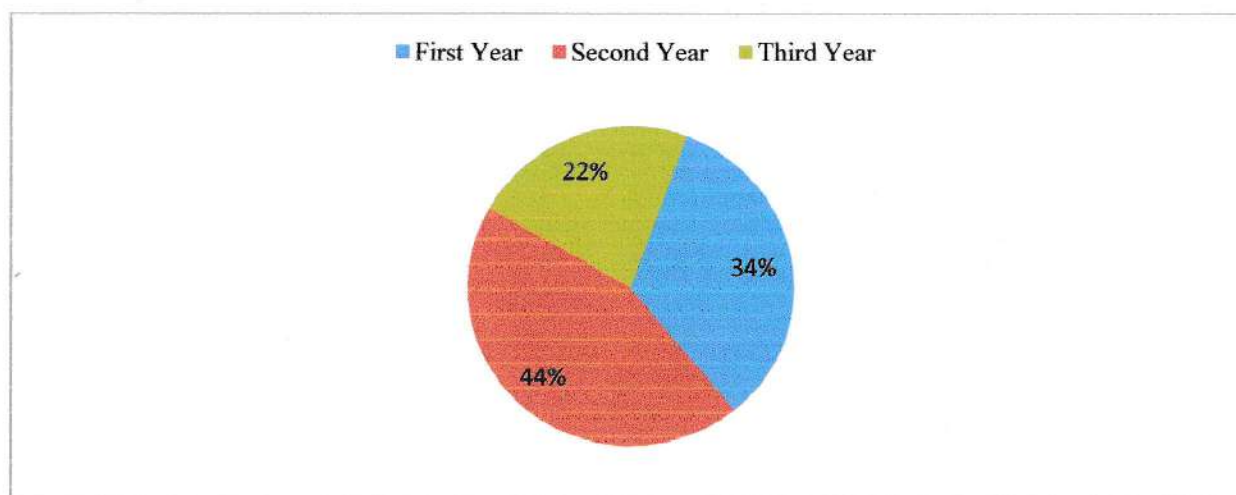


Table 2: Students Feedback on Teachers

S. No.	Attributes	Total Score	Mean Score
1	Knowledge	4124	4.31
2	Communication Skills	3967	4.15
3	Sincerity & Commitment	4005	4.20
4	Interest generated	3968	4.15
5	Ability to integrate course material with environment	3875	4.05
6	Ability to integrated content with other courses	3828	4.00
7	Accessibility	3877	4.06
8	Ability to design quizzes/ Test/ assignments	3874	4.05
9	Provision of sufficient time for feedback	3821	4.00
10	Overall Rating	3991	4.17

Chart 2: Students Feedback on Teachers

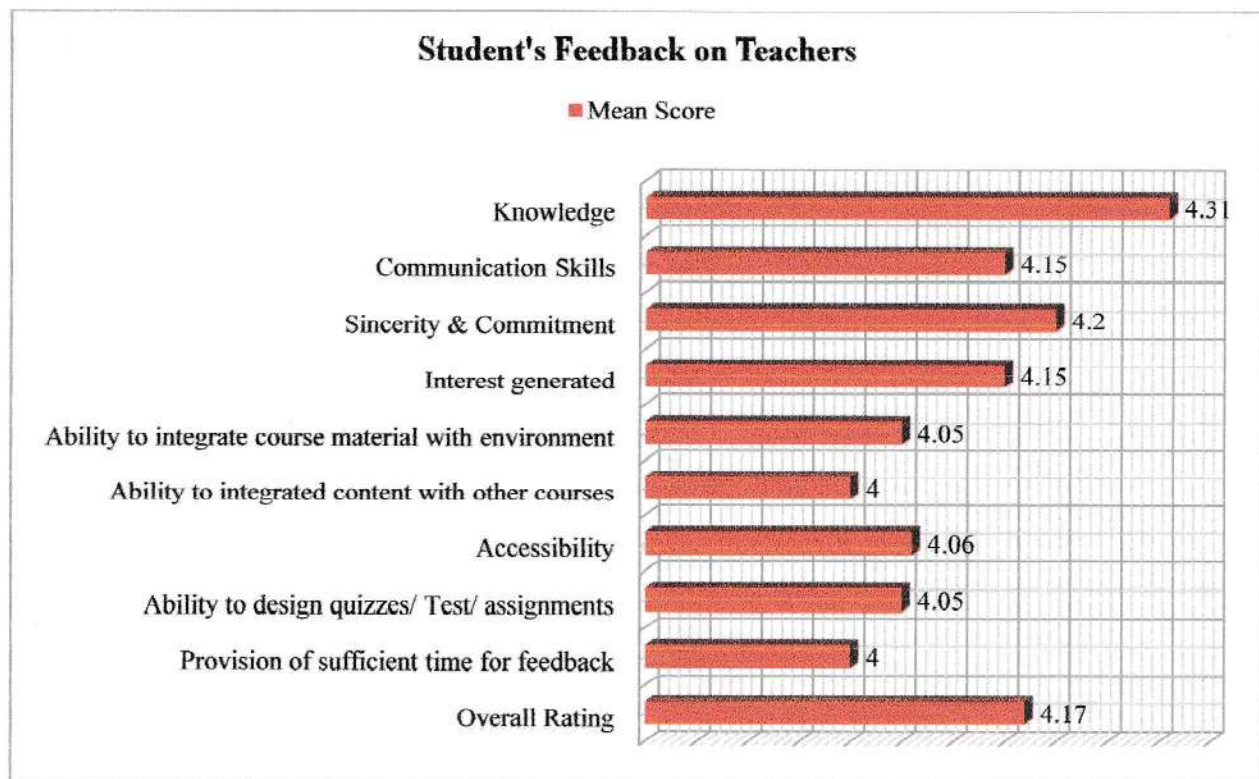


Table 2 depict the survey results of student feedback on teachers conducted for academic year 2019-20. It was found that Mean Score of all the statements mentioned in the questionnaire was above 4 and it is denoted as "Very Good" on 5 point liker scale. It implies that majority were expressed their opinion as Very Good on various parameters mentioned in the questionnaire. It can be concluded that students are satisfied with faculty members of the College.

STUDENT FEED BACK ON COURSE

Table 3: Year of Study

S. No.	Year	Count
1	First year	57
2	Second Year	497
3	Third Year	443
4	Total	997

Chart 3: Year of Study

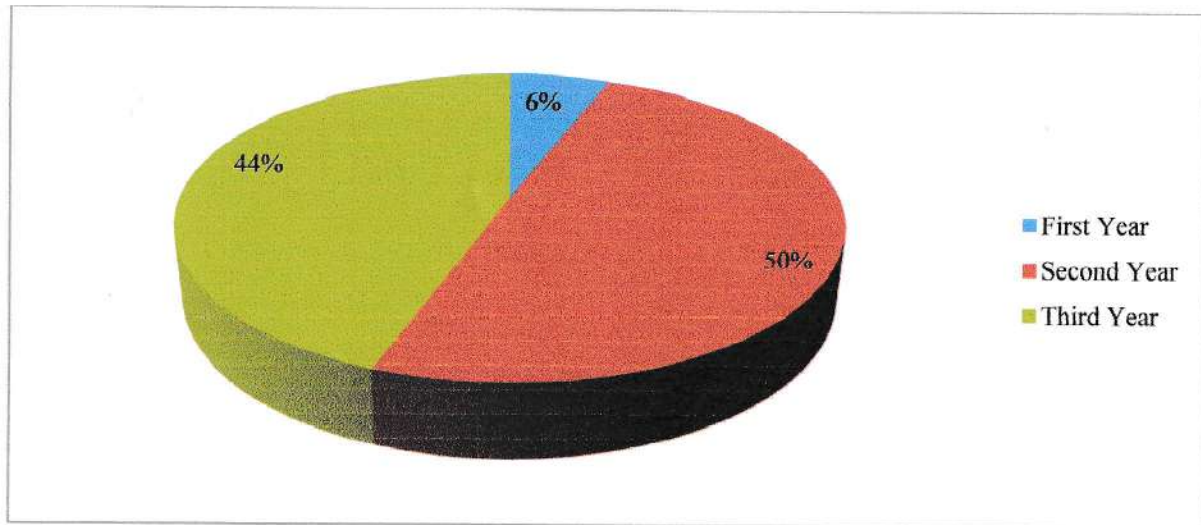


Table 4: Students' Feedback on Course

S. No.	Attributes	Total Score	Mean Score
1	Depth of Course	4017	4.04
2	Extent of Course Coverage	4045	4.07
3	Applicability / Relevance to real life situations	4069	4.09
4	Learning value (in terms of knowledge, concepts, manual skills, analytical abilities and broadening perspectives)	4094	4.11
5	Clarity and relevance of textual reading material	4072	4.09
6	Relevance of additional source material (Library)	4118	4.14
7	Extent of effort required by students	4122	4.14
8	Overall rating	4085	4.11

Chart 4: Students' Feedback on Course

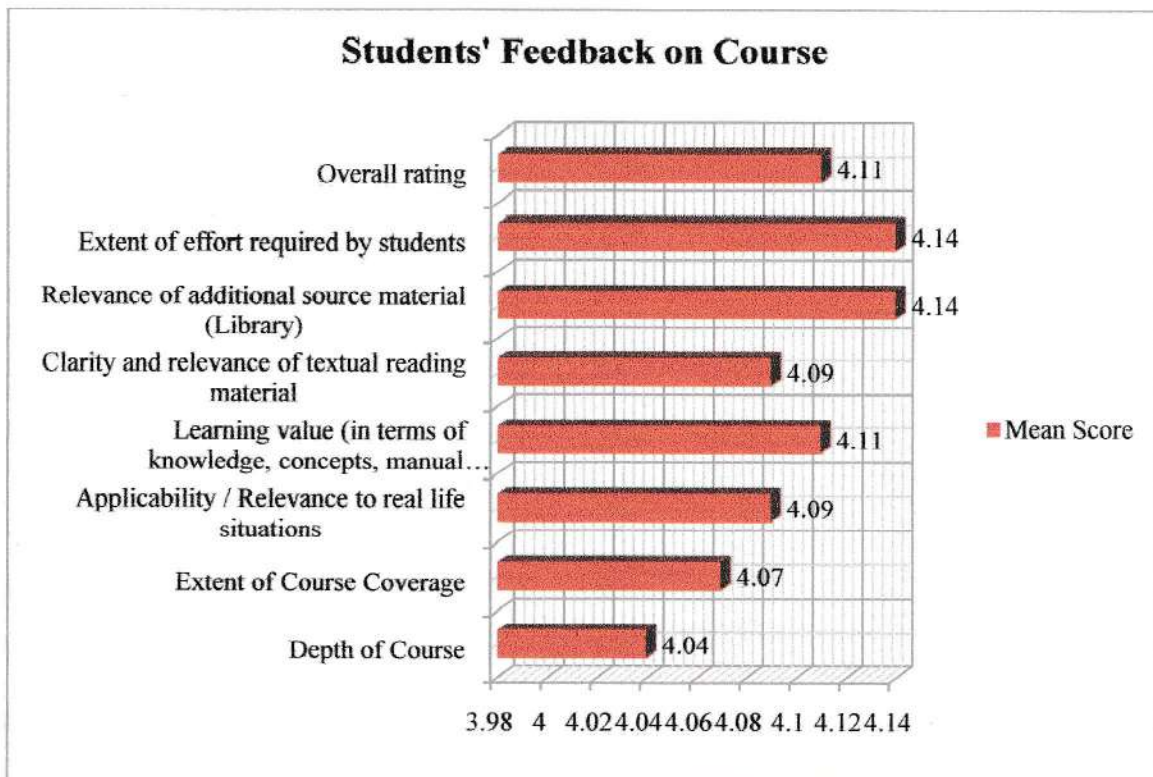


Table 4 reveal the survey results of student feedback on courses conducted for academic year 2019-20. It was found that Mean Score of all the statements mentioned in the questionnaire was above 4 and it is denoted as "Very Good" on 5 point liker scale. It implies that majority were expressed their opinion as Very Good on various parameters mentioned in the questionnaire. It can be concluded that students are satisfied with courses offered by the College.



Coordinator IQAC
COORDINATOR

Internal Quality Assurance Cell
Anwarul Uloom College (Autonomous)
New Mallepally, Hyderabad.



Principal
PRINCIPAL
Anwarul Uloom College (Autonomous)
New Mallepally, Hyderabad-01.



Anwarul Uloom College (Autonomous)

(Affiliated to Osmania University)

Accredited with 'A' Grade by NAAC

New Mallepally, Hyderabad.



STUDENTS' FEEDBACK ANALYSIS REPORT- 2020-21

Self evaluation is necessary in order to improve the quality of education in the Institute. In the manual of Self Study for affiliated /constituent colleges, published by National Assessment and Accreditation Council, it has been suggested to get feedback from the students, teachers, employers and alumni. On the basis of guidelines given in the manual, feedback forms were designed and obtained the responses online from students.

Data Analysis Method: Data was analyzed with the help of count, percentage and average. Data analysis is presented with the help of tables and graphs.

Very Satisfied=5

Satisfied=4

Neutral=3

Dissatisfied =2

Very Dissatisfied= 1

FEEDBACK ON TEACHERS

Table 1: Year of Study

S. No.	Year	Count	Percentage
1	First year	115	23%
2	Second Year	176	35.2%
3	Third Year	209	41.8%
4	Total	500	100%

Chart 1: Year of Study

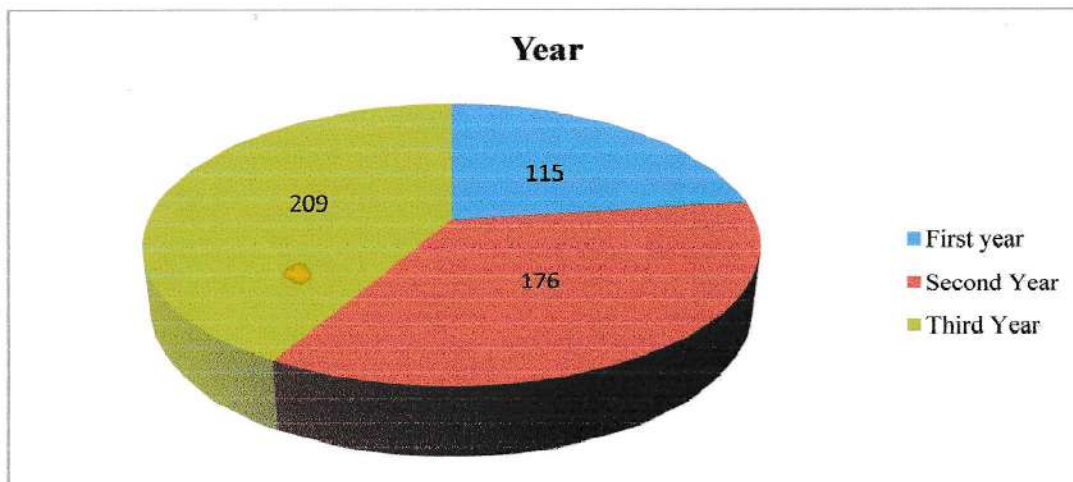


Table 2: Students Feedback on Teachers

S. No.	Attributes	Total Score	Mean Score
1	Knowledge	2236	4.47
2	Communication Skills	2215	4.43
3	Sincerity & Commitment	2222	4.44
4	Interest generated	2184	4.36
5	Ability to integrate course material with environment	2177	4.35
6	Ability to integrated content with other courses	2147	4.29
7	Accessibility	2163	4.32
8	Ability to design quizzes/ Test/ assignments	2150	4.30
9	Provision of sufficient time for feedback	2130	4.26
10	Overall Rating	2233	4.46

Chart 2: Students Feedback on Teachers

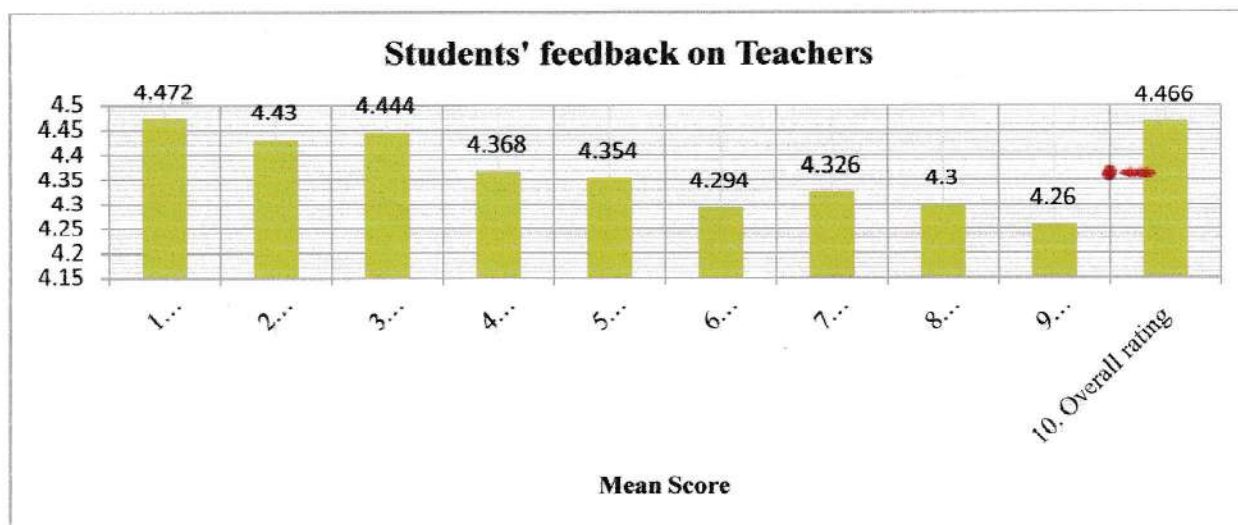


Table 2 depict the survey results of student feedback on teachers conducted for academic year 2020-21. It was found that Mean Score of all the statements mentioned in the questionnaire was above 4 and it is denoted as “Very Good” on 5 point liker scale. It implies that majority were expressed their opinion as Very Good on various parameters mentioned in the questionnaire. It can be concluded that students are satisfied with faculty members of the College.

STUDENT FEED BACK ON COURSE

Table 3: Year of Study

S. No.	Year	Count	Percentage
1	First year	172	27.00
2	Second Year	263	41.28
3	Third Year	202	31.71
4	Total	637	100

Chart 3: Year of Study

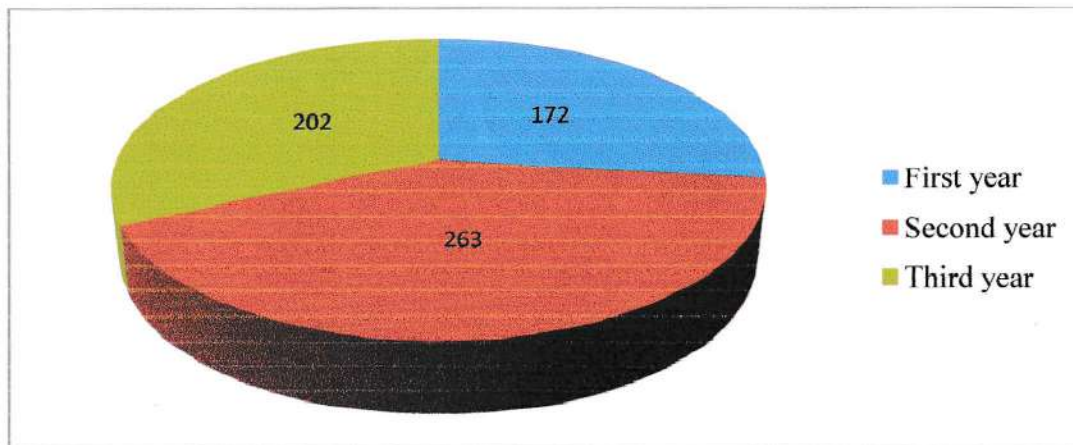


Table 4: Students' Feedback on Course

S. No.	Attributes	Total Score	Mean Score
1	Depth of Course	2752	4.32
2	Extent of Course Coverage	2745	4.31
3	Applicability / Relevance to real life situations	2706	4.24
4	Learning value (in terms of knowledge, concepts, manual skills, analytical abilities and broadening perspectives)	2736	4.29
5	Clarity and relevance of textual reading material	2712	4.25
6	Relevance of additional source material (Library)	2621	4.11
7	Extent of effort required by students	2700	4.23
8	Overall rating	2756	4.32

Chart 4: Students' Feedback on Course

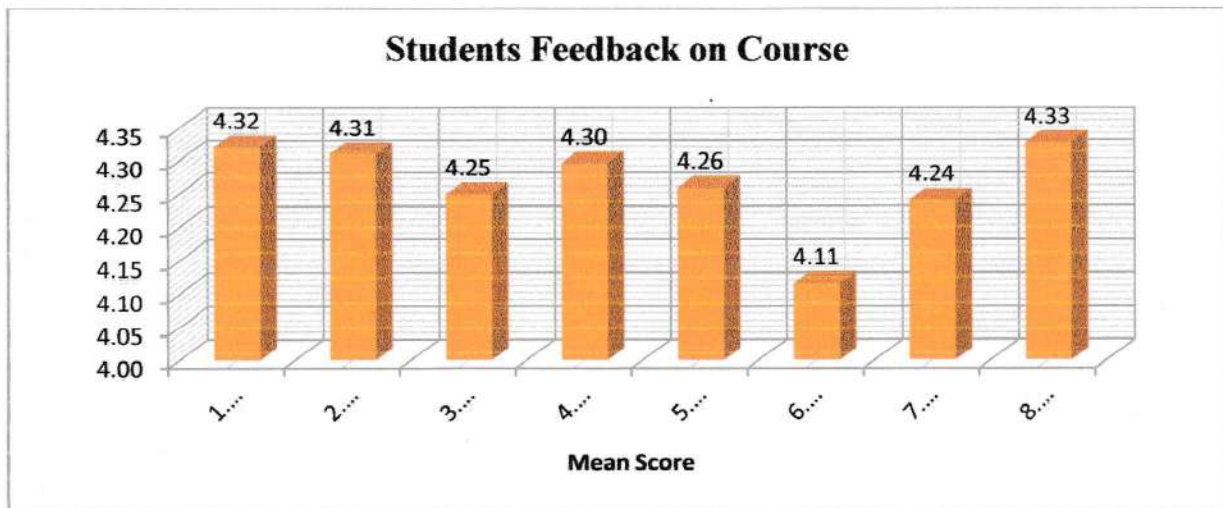


Table 4 reveal the survey results of student feedback on courses conducted for academic year 2020-21. It was found that Mean Score of all the statements mentioned in the questionnaire was above 4 and it is denoted as “Very Good” on 5 point liker scale. It implies that majority were expressed their opinion as Very Good on various parameters mentioned in the questionnaire. It can be concluded that students are satisfied with courses offered by the College.

Overall Rating of the Programme

(To be submitted after the final examination results (Academic Year 2020-21))

Table 5: Overall Rating of the Student

S. No.	Attributes	Total Score	Mean Score
1	Academic content	2258	4.33
2	Usefulness of teaching materials	2176	4.18
3	Usefulness of study-groups in further learning	2128	4.08
4	Timeliness of practical work	2120	4.07
5	Educative value of mid-programme placement	2151	4.13
6	Offering and seeking helpful feedback	2155	4.14
7	Infrastructure facilities	2114	4.06
8	Fairness of evaluation	2156	4.14
9	Interaction with faculty	2166	4.16
10	Interaction with administration	2118	4.07
11	Library facilities	2136	4.1
12	Computer facilities	2099	4.03
13	Extra-curricular activities	2118	4.07
14	Sports facilities	2107	4.04
15	Overall	2196	4.21

Chart 5: Overall Rating of the Student

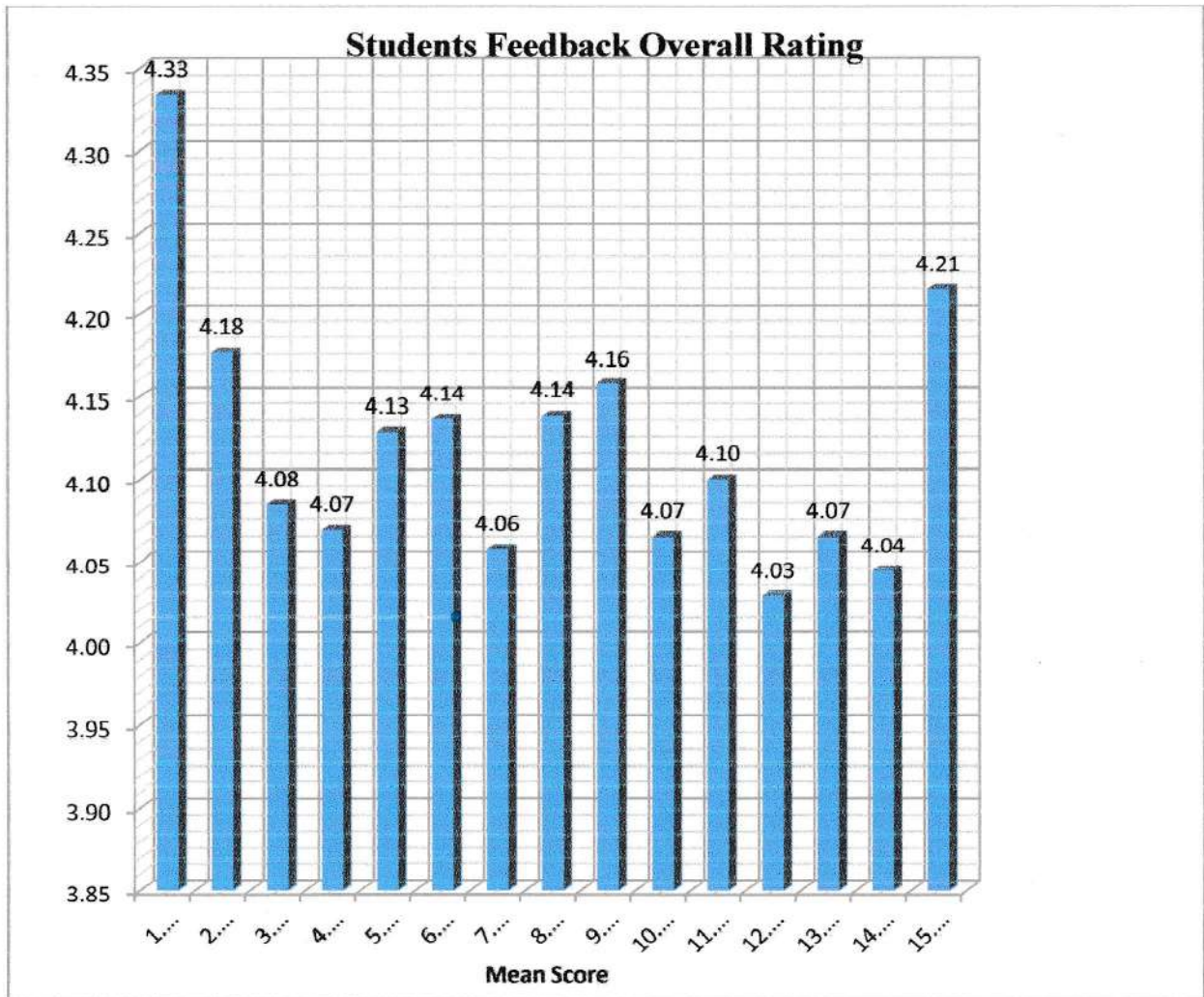


Table 5 show the survey results of student feedback on overall rating of the College conducted for academic year 2020-21. It was found that Mean Score of all the statements mentioned in the questionnaire was above 4 and it is denoted as “Very Good” on 5 point liker scale. It implies that majority were expressed their opinion as Very Good on various parameters mentioned in the questionnaire. It can be concluded that students are satisfied with services offered by the college.


Coordinator IQAC

COORDINATOR
Internal Quality Assurance Cell
Anwarul Uloom College (Autonomous)
New Mallepally, Hyderabad.


Principal

PRINCIPAL
Anwarul Uloom College (Autonomous)
New Mallepally, Hyderabad-01.



Anwarul Uloom College (Autonomous)

(Affiliated to Osmania University)

Accredited with 'A' Grade by NAAC

New Mallepally, Hyderabad.



STUDENTS' FEEDBACK ANALYSIS REPORT- 2021- 22

The college has obtained feedback from stakeholders for self evaluation in order to improve the quality of education. In the manual of Self Study for affiliated /constituent colleges, published by National Assessment and Accreditation Council, it has been suggested to get feedback from the students, teachers, employers and alumni. On the basis of guidelines given in the NAAC manual, feedback forms were designed and obtained the responses from students.

Data Analysis Method: Data was collected online and analyzed with the help of count, percentage and average. Data analysis is presented with the help of tables and graphs.

Very Satisfied=5

Satisfied=4

Neutral=3

Dissatisfied =2

Very Dissatisfied= 1

STUDENT FEEDBACK ON TEACHERS

Table 1: Year of Study

S. No.	Year	Count	Percentage
1	First year	213	43.8
2	Second Year	151	31.1
3	Third Year	122	25.1
4	Total	486	100

Chart 1: Year of Study

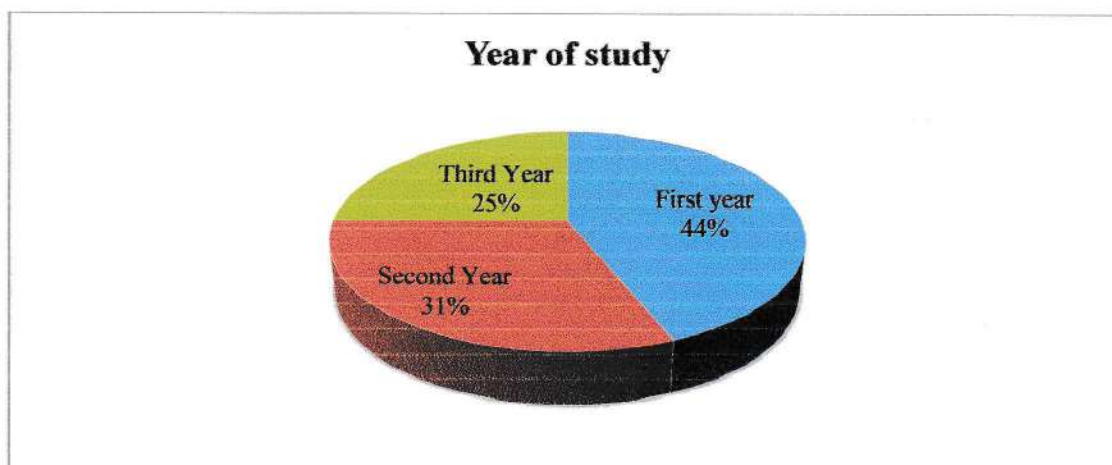


Table 2: Students Feedback on Teachers

S. No.	Attributes	Total Score	Mean Score
1	Knowledge	2179	4.48
2	Communication Skills	2112	4.35
3	Sincerity & Commitment	2097	4.31
4	Interest generated	2119	4.36
5	Ability to integrate course material with environment	2046	4.21
6	Ability to integrated content with other courses	2026	4.17
7	Accessibility	2047	4.21
8	Ability to design quizzes/ Test/ assignments	2054	4.23
9	Provision of sufficient time for feedback	2043	4.20
10	Overall Rating	2149	4.42

Chart 2: Students Feedback on Teachers

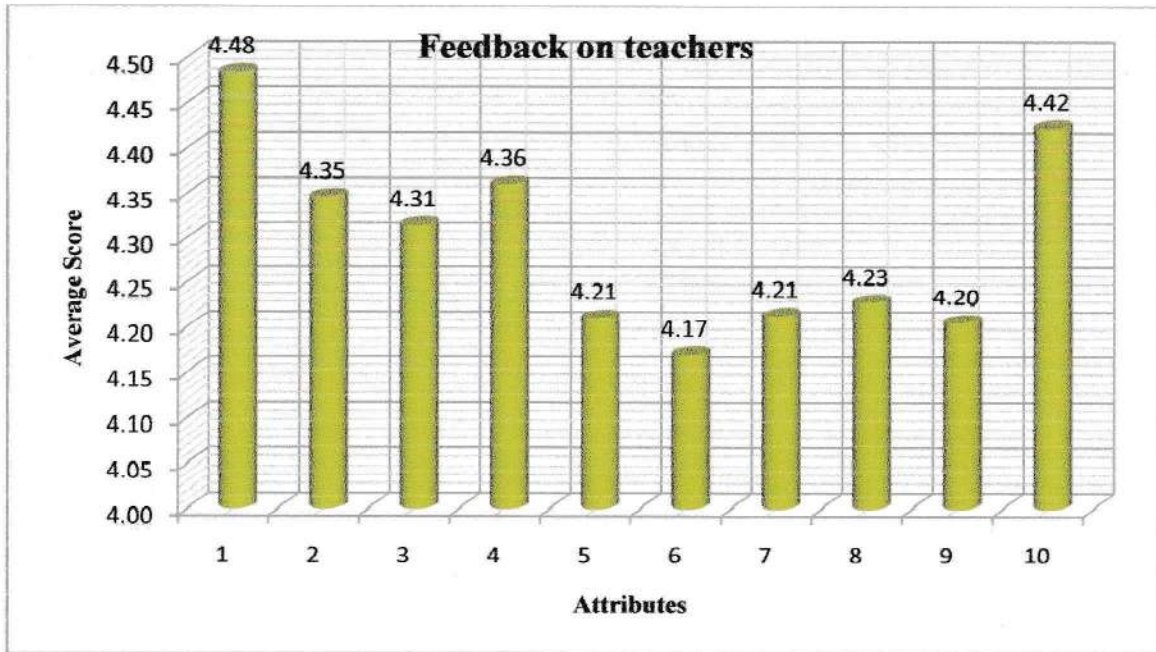


Table 2 reveal the feedback results of the student on teachers of the college conducted for academic year 20201-22. It was found that average Score of all the parameters mentioned in the questionnaire was above 4 and it is denoted as “Very Good” on 5 point liker scale. It implies that majority of the students were opined as Very Good or excellent on attributes/parameters of teachers. It can be concluded that students are happy with knowledge base of teacher, communication skills, sincerity, commitment, interest generated by the teachers, accessibility, ability to integrate course material with environment and course, ability to design quizzes, test and assignments.

STUDENT FEED BACK ON COURSE

Table 3: Year of Study

S. No.	Year	Count	Percentage
1	First year	277	36.00
2	Second Year	177	23.00
3	Third Year	315	41.00
4	Total	769	100

Chart 3: Year of Study

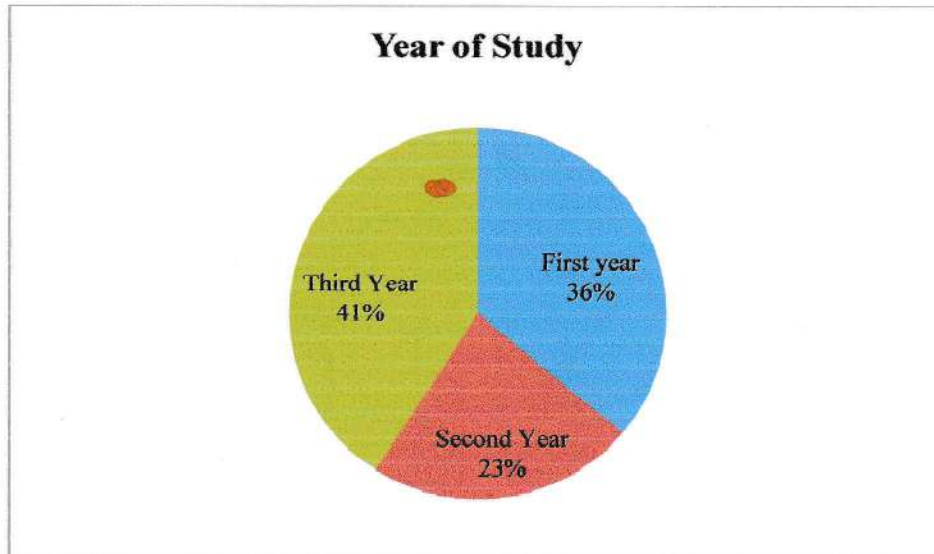


Table 4: Students' Feedback on Course

S. No.	Attributes	Total Score	Mean Score
1	Depth of Course	3276	4.26
2	Extent of Course Coverage	3224	4.19
3	Applicability / Relevance to real life situations	3141	4.08
4	Learning value (in terms of knowledge, concepts, manual skills, analytical abilities and broadening perspectives	3198	4.16
5	Clarity and relevance of textual reading material	3166	4.12
6	Relevance of additional source material (Library)	3128	4.07
7	Extent of effort required by students	3186	4.14
8	Overall rating	3304	4.30

Chart 4: Students' Feedback on Course

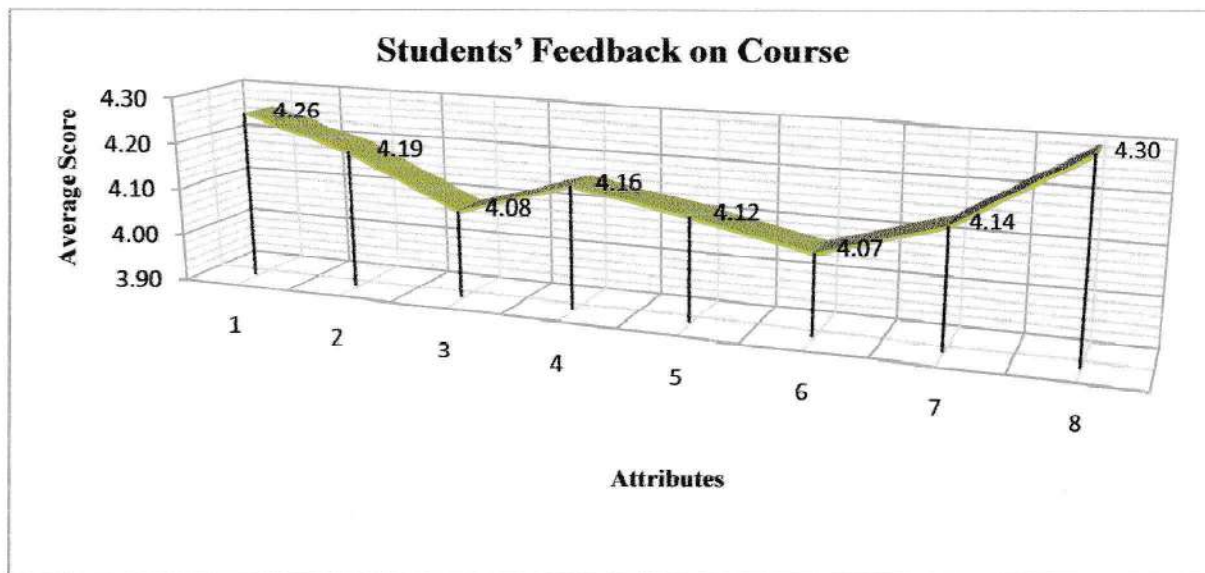


Table 4 depicts the feedback results of student on course conducted for academic year 2021-22 and it was found that average score of the attributes/parameters mentioned in the questionnaire was above 4 and it is denoted as “Very Good” on 5 point liker scale. It implies that majority of the students opined as Very Good on attributes/ parameters of courses offered by the college. It can be concluded that students are happy/satisfied with courses offered by the College.

OVERALL RATING OF THE PROGRAMME

(To be submitted after the final examination results (Academic Year 2021-22))

Table 5: Overall Rating of the Student

S. No.	Attributes	Total Score	Mean Score
1	Academic content	1682	4.44
2	Usefulness of teaching materials	1626	4.29
3	Usefulness of study-groups in further learning	1610	4.25
4	Timeliness of practical work	1618	4.27
5	Educative value of mid-programme placement	1584	4.18
6	Offering and seeking helpful feedback	1591	4.20
7	Infrastructure facilities	1566	4.13
8	Fairness of evaluation	1582	4.17
9	Interaction with faculty	1583	4.18
10	Interaction with administration	1549	4.09
11	Library facilities	1566	4.13
12	Computer facilities	1622	4.28
13	Extra-curricular activities	1586	4.21
14	Sports facilities	1585	4.20
15	Overall	1629	4.30

Chart 5: Overall Rating of the Student

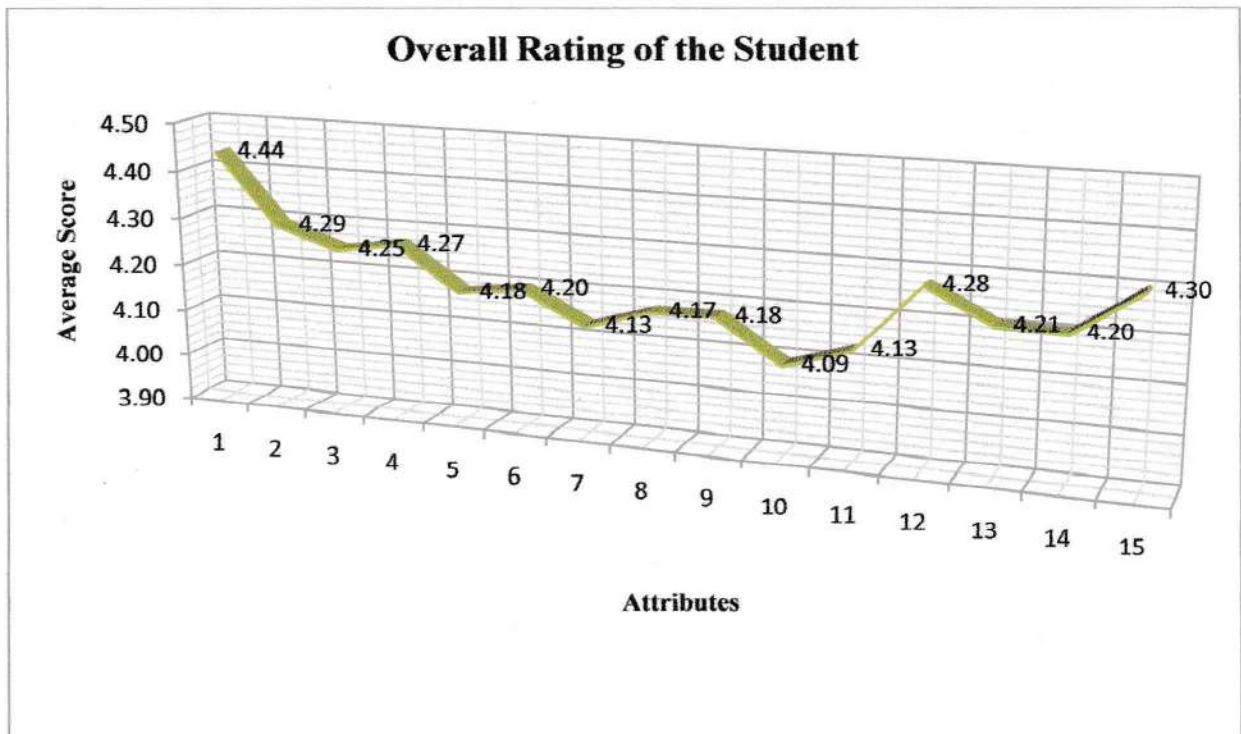


Table 5 show the survey results of student feedback on overall rating of the College conducted for academic year 2021-22. It was found that average score of the attributes/parameters mentioned in the questionnaire was above 4 and it is denoted as “Very Good” on 5 point liker scale. It implies that majority were expressed their opinion as Very Good on various parameters/attributes of overall rating of the college. It can be concluded that students are happy/satisfied with the services offered by the college.

Coordinator IQAC

COORDINATOR
Internal Quality Assurance Cell
Anwarul Uloom College (Autonomous)
New Mallepally, Hyderabad.

Principal

PRINCIPAL
Anwarul Uloom College (Autonomous)
New Mallepally, Hyderabad-01.



Anwarul Uloom College (Autonomous)

(Affiliated to Osmania University)

Accredited with 'A' Grade by NAAC

New Mallepally, Hyderabad.



TEACHERS' FEEDBACK ANALYSIS REPORT- 2017-18

The College has obtained feedback from teachers for self evaluation in order to improve the quality of education. Data was collected offline through structured questionnaire and analyzed with the help of count, percentage and average. Data analysis is presented with the help of tables and graphs.

Very Good=4	Good=3	Satisfactory=2	Unsatisfactory=1
-------------	--------	----------------	------------------

Table 1: Teacher's Feedback

S. No.	Attributes	Total Score	Mean Score
1	The courses / syllabi taught by me have a good balance between theory and application	225	3.75
2	Contents of curriculum are as per the industry requirement/applied	227	3.78
3	The objectives of the syllabi are well defined	221	3.68
4	Infrastructural facilities are available in the college	223	3.71
5	The college provides adequate opportunities and support to faculty members for upgrading their skills and qualifications	219	3.65
6	The environment in the College is conducive to teaching and research	218	3.63
7	The books/journals etc. prescribed / listed as reference materials are relevant, updated and cover the entire syllabi	225	3.75
8	I have the freedom to adopt new techniques / strategies of testing and assessment of students	230	3.83
9	The prescribed books are available in the Library in sufficient numbers.	228	3.80

Above table 1 reveal the feedback results of 60 Teacher's on college conducted for academic year 2017-18. It was found that Mean score of all the attributes mentioned in the questionnaire was above 3 and it is denoted as "Agree" on 4 point likert scale. It implies that majority of the teachers were expressed their opinion as Agree on attributes / parameters mentioned in the questionnaire about the college. It can be concluded that Teachers are satisfied with teaching and learning process of the College.


Coordinator IQAC

COORDINATOR
Internal Quality Assurance Cell
Anwarul Uloom College (Autonomous),
New Mallepally, Hyderabad.


Principal

PRINCIPAL
Anwarul Uloom College (Autonomous)
New Mallepally, Hyderabad-01.



Anwarul Uloom College (Autonomous)

(Affiliated to Osmania University)

Accredited with 'A' Grade by NAAC

New Mallepally, Hyderabad.



STUDENT'S FEEDBACK ANALYSIS REPORT- 2018-19

The college has obtained feedback from students of the college for self evaluation in order to improve the quality of education. Data was collected offline through structured questionnaire which is designed on the basis of 4 point likert scale. Data was analyzed with the help of count, percentage and average. Data analysis is presented with the help of tables and graphs.



STUDENTS' FEEDBACK ON TEACHERS

Table 1: Students Feedback

S. No.	Attributes	Total Score	Mean Score
1	Teaching Method of Teacher	608	3.68
2	The skills and interaction of the Teacher	600	3.63
3	Subject knowledge of the Teacher	625	3.78
4	Was the professor punctual to the classes	583	3.53
5	Were all your doubts answered	593	3.59
6	Overall Rating	618	3.74

Above table 1 reveal the feedback results of the 165 student on teachers of the college conducted for academic year 2018-19. It was found that Mean Score of all the parameters mentioned in the questionnaire was above 3 and it is denoted as "Good" on 4 point likert scale. It implies that majority of the students were opined as Good on attributes/parameters of teachers. It can be concluded that students are happy with teaching method, skills, interaction, knowledge and punctuality of the teachers.


Coordinator IQAC

COORDINATOR

Page 1 of 1

Internal Quality Assurance Cell

Anwarul Uloom College (Autonomous)

New Mallepally, Hyderabad.


Principal

PRINCIPAL

Anwarul Uloom College (Autonomous)

New Mallepally, Hyderabad-501.



TEACHERS' FEEDBACK ANALYSIS REPORT - 2019-20

Self evaluation is necessary in order to improve the quality of education in the Institute. In the manual of Self Study for affiliated /constituent colleges, published by National Assessment and Accreditation Council, it has been suggested to get feedback from the students, teachers, employers and alumni. On the basis of guidelines given in the manual, feedback forms were designed and obtained the responses from teachers. Data was collected online and analyzed with the help of counts, percentages and averages. Data analysis is presented with the help of tables and graphs.

Very Satisfied=5

Satisfied=4

Neutral=3

Dissatisfied =2

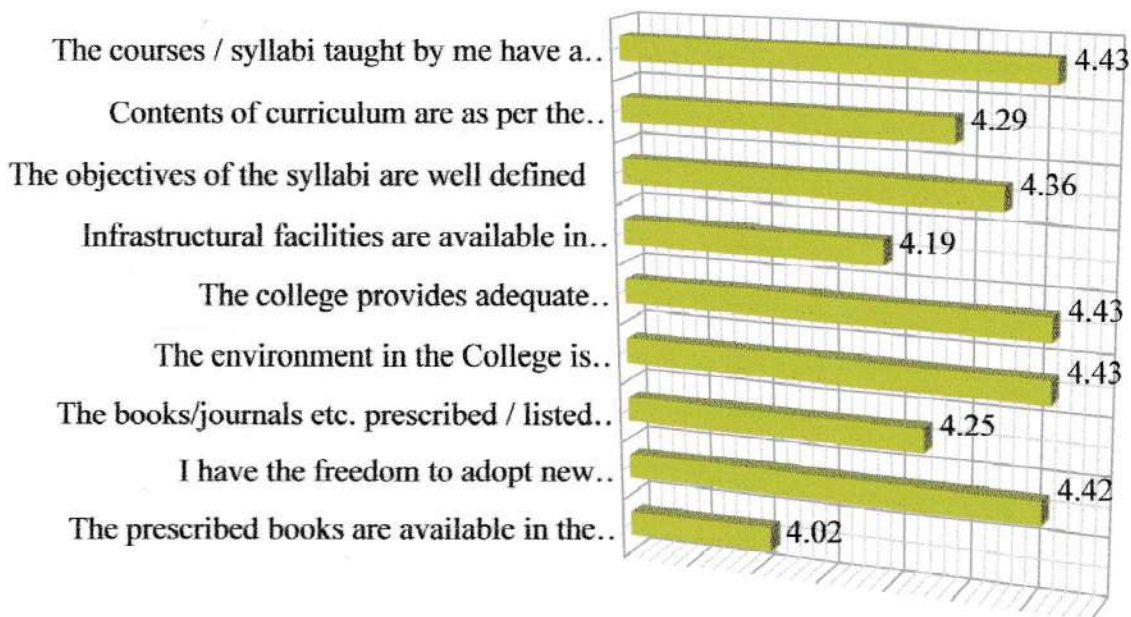
Very Dissatisfied= 1

TEACHERS' FEEDBACK

S. No.	Attributes	Total Score	Mean Score
1	The courses / syllabi taught by me have a good balance between theory and application	470	4.43
2	Contents of curriculum are as per the industry requirement/applied	455	4.29
3	The objectives of the syllabi are well defined	462	4.36
4	Infrastructural facilities are available in the college	444	4.19
5	The college provides adequate opportunities and support to faculty members for upgrading their skills and qualifications	470	4.43
6	The environment in the College is conducive to teaching and research	455	4.43
7	The books/journals etc. prescribed / listed as reference materials are relevant, updated and cover the entire syllabi	450	4.25
8	I have the freedom to adopt new techniques / strategies of testing and assessment of students	468	4.42
9	The prescribed books are available in the Library in sufficient numbers.	426	4.02

Teachers' Feedback

■ Mean Score



Above table 1 reveal the survey results of Teacher's feedback on college conducted for academic year 2019-20. It was found that Mean Score of all the statements mentioned in the questionnaire was above 4 and it is denoted as "Agree" on 5 point liker scale. It implies that majority were expressed their opinion as Agree on various parameters mentioned in the questionnaire. It can be concluded that Teachers are satisfied with teaching and learning process of the College.

Coordinator IQAC

COORDINATOR
Internal Quality Assurance Cell
Anwarul Uloom College (Autonomous)

Principal

Wahid. Hakeemuddin

PRINCIPAL
Anwarul Uloom College (Autonomous)
New Malleshpally, Hyderabad-01.



Anwarul Uloom College (Autonomous)

(Affiliated to Osmania University)

Accredited with 'A' Grade by NAAC

New Mallepally, Hyderabad.



TEACHERS' FEEDBACK ANALYSIS REPORT- 2020-21

Self evaluation is necessary in order to improve the quality of education in the Institute. In the manual of Self Study for affiliated /constituent colleges, published by National Assessment and Accreditation Council, it has been suggested to get feedback from the students, teachers, employers and alumni. On the basis of guidelines given in the manual, feedback forms were designed and obtained the responses from teachers.

Data Analysis Method: Data was collected online analyzed with the help of count, percentage and average. Data analysis is presented with the help of tables and graphs.

Very Satisfied=5

Satisfied=4

Neutral=3

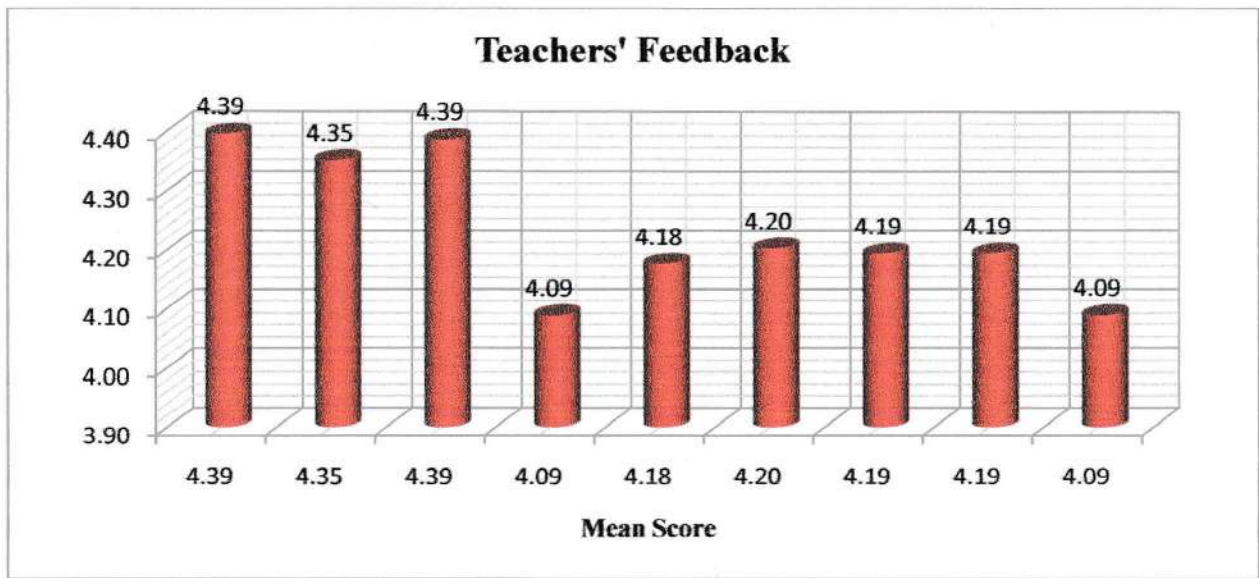
Dissatisfied =2

Very Dissatisfied= 1

Table 1: Teacher's Feedback

S. No.	Attributes	Total Score	Mean Score
1	The courses / syllabi taught by me have a good balance between theory and application	501	4.39
2	Contents of curriculum are as per the industry requirement/applied	496	4.35
3	The objectives of the syllabi are well defined	500	4.38
4	Infrastructural facilities are available in the college	464	4.07
5	The college provides adequate opportunities and support to faculty members for upgrading their skills and qualifications	476	4.17
6	The environment in the College is conducive to teaching and research	479	4.20
7	The books/journals etc. prescribed / listed as reference materials are relevant, updated and cover the entire syllabi	478	4.19
8	I have the freedom to adopt new techniques / strategies of testing and assessment of students	478	4.19
9	The prescribed books are available in the Library in sufficient numbers.	452	3.96

Chart 1: Teacher's Feedback



Above table 1 reveal the survey results of Teacher's feedback on college conducted for academic year 2020-21. It was found that Mean Score of all the statements mentioned in the questionnaire was above 4 and it is denoted as "Agree" on 5 point liker scale. It implies that majority were expressed their opinion as Agree on various parameters mentioned in the questionnaire. It can be concluded that Teachers are satisfied with teaching and learning process of the College.


Coordinator IQAC

COORDINATOR
Internal Quality Assurance Cell
Anwarul Uloom College (Autonomous)
New Mallepally, Hyderabad.


Principal



Anwarul Uloom College (Autonomous)

(Affiliated to Osmania University)

Accredited with 'A' Grade by NAAC

New Mallepally, Hyderabad.



TEACHERS' FEEDBACK ANALYSIS REPORT- 2021- 22

The college has obtained feedback from stakeholders for self evaluation in order to improve the quality of education. In the manual of Self Study for affiliated /constituent colleges, published by National Assessment and Accreditation Council, it has been suggested to get feedback from the students, teachers, employers and alumni. On the basis of guidelines given in the NAAC manual, feedback forms were designed and obtained the responses from teachers. Data was collected online and analyzed with the help of count, percentage and average. Data analysis is presented with the help of tables and graphs.

Very Satisfied=5

Satisfied=4

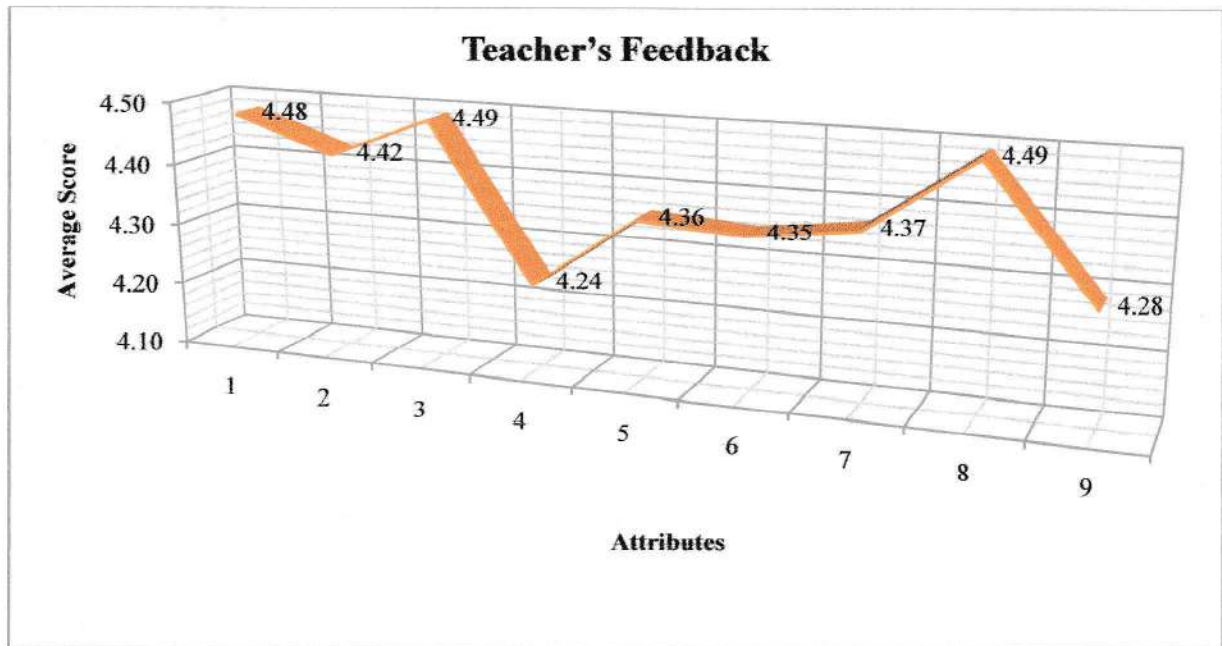
Neutral=3

Dissatisfied =2

Very Dissatisfied= 1

S. No.	Attributes	Total Score	Mean Score
1	The courses / syllabi taught by me have a good balance between theory and application	412	4.48
2	Contents of curriculum are as per the industry requirement/applied	407	4.42
3	The objectives of the syllabi are well defined	413	4.49
4	Infrastructural facilities are available in the college	390	4.24
5	The college provides adequate opportunities and support to faculty members for upgrading their skills and qualifications	401	4.36
6	The environment in the College is conducive to teaching and research	400	4.35
7	The books/journals etc. prescribed / listed as reference materials are relevant, updated and cover the entire syllabi	402	4.37
8	I have the freedom to adopt new techniques / strategies of testing and assessment of students	413	4.49
9	The prescribed books are available in the Library in sufficient numbers.	394	4.28

Chart 6: Teacher's Feedback



Above table : 1 reveal the feedback results of Teacher's on college conducted for academic year 2021-22. It was found that average score of all the attributes mentioned in the questionnaire was above 4 and it is denoted as "Agree" on 5 point liker scale. It implies that majority of the students were expressed their opinion as Agree on attributes / parameters mentioned in the questionnaire about the college. It can be concluded that Teachers are satisfied with teaching and learning process of the College.


Coordinator IQAC

COORDINATOR
Internal Quality Assurance Cell
Anwarul Uloom College (Autonomous)
New Mallepally, Hyderabad.


Principal

PRINCIPAL
Anwarul Uloom College (Autonomous)
New Mallepally, Hyderabad-01.



Anwarul Uloom College (Autonomous)

(Affiliated to Osmania University)

Accredited with 'A' Grade by NAAC

New Mallepally, Hyderabad.



ALUMNI'S FEEDBACK ANALYSIS REPORT 2017-18

The college has obtained feedback from Alumni for self evaluation in order to improve the quality of education. Data was collected through structured questionnaire offline and analyzed with the help of count, percentage and average. Data analysis is presented with the help of tables and graphs.



Table 1: Alumni's Feedback

S. No.	Attributes	Total Score	Mean Score
1	Environment	378	3.41
2	Infrastructure	372	3.35
3	Faculty	387	3.48
4	Quality of support material	358	3.22
5	Training and Placement	357	3.21
6	Library	390	3.51

Above table 1 depict the results of 111 Alumni's feedback on college conducted for academic year 2017-18. It was found that Mean score of attributes mentioned in the questionnaire was above 3 and it is denoted as "Good" on 4 point liker scale. It implies that majority of the parents opined as Good on attributes mentioned in the questionnaire. It can be concluded that Alumni are satisfied with the environment, infrastructure, faculty, quality support material, training and placement of the college.


Coordinator IQAC

COORDINATOR
Internal Quality Assurance Cell
Anwarul Uloom College (Autonomous)


Principal

PRINCIPAL
Anwarul Uloom College (Autonomous)
New Mallepally, Hyderabad-01.



Anwarul Uloom College (Autonomous)

(Affiliated to Osmania University)

Accredited with 'A' Grade by NAAC

New Mallepally, Hyderabad.



ALUMNI'S FEEDBACK ANALYSIS REPORT- 2018-19

The college has obtained feedback from Alumni for self evaluation in order to improve the quality of education. Data was collected offline through structured questionnaire which is designed on the basis of 4 point likert scale. Data was analyzed with the help of count, percentage and average. Data analysis is presented with the help of tables and graphs.



Table 1: Alumni's Feedback

S. No.	Attributes	Total Score	Mean Score
1	Environment	424	3.56
2	Infrastructure	402	3.37
3	Faculty	420	3.52
4	Quality of support material	416	3.49
5	Training and Placement	414	3.47
6	Library	403	3.38

Above table 1 depicts the results of 119 Alumni's feedback on college conducted for academic year 2018-19. It was found that Mean score of attributes mentioned in the questionnaire was above 3 and it is denoted as "Good" on 4 point likert scale. It implies that majority of the parents opined as Good on attributes mentioned in the questionnaire. It can be concluded that Parents are satisfied with the environment, infrastructure, faculty, quality support material, training and placement of the college.


Coordinator IQAC


Principal



Anwarul Uloom College (Autonomous)

(Affiliated to Osmania University)

Accredited with 'A' Grade by NAAC

New Mallepally, Hyderabad.



ALUMNI'S FEEDBACK ANALYSIS REPORT - 2019-20

Self evaluation is necessary in order to improve the quality of education in the Institute. In the manual of Self Study for affiliated /constituent colleges, published by National Assessment and Accreditation Council, it has been suggested to get feedback from the students, teachers, employers and alumni. On the basis of guidelines given in the manual, feedback forms were designed and obtained the responses from alumni.

Data Analysis Method: Data was collected online and analyzed with the help of counts, percentages and averages. Data analysis is presented with the help of tables and graphs.

Very Satisfied=5

Satisfied=4

Neutral=3

Dissatisfied =2

Very Dissatisfied= 1

ALUMNI'S FEEDBACK

S. No.	Attributes	Total Score	Average Score
1	Admission Procedure	1352	4.42
2	Fee Structure	1309	4.28
3	Environment	1303	4.26
4	Infrastructure & Lab facilities	1277	4.17
5	Faculty	1344	4.39
6	Project Guidance	1283	4.19
7	Quality of support Material	1287	4.21
8	Training and Placement	1258	4.11
9	Library	1295	4.23
10	Canteen Facilities	1234	4.03
11	Alumni Association/Network of Old Friends	1280	4.18
12	Caliber of students passing out of this College	1285	4.2
13	How do you rate the courses which are skills related suiting to the Industry included into the programs?	1284	4.2
14	How do you rate the learning experience in terms of their relevance to the real life application?	1286	4.2
15	How do you rate the courses that you have learnt in relation to your current job?	1275	4.17
16	Overall Rating of the College	1341	4.38

1. Do you feel proud to be associated with AUC as an Alumnus?

Responses	Count	%
Yes	306	100.00
No	0	0.00
Total	306	100.00

2. How do you rate development activities organized by the Department/College for your overall development?

Responses	Count	%
Yes	300	98.04
No	6	1.96
Total	306	100.00

3. Are you willing to contribute to the development of the college?

Responses	Count	%
Yes	303	99.02
No	3	0.98
Total	306	100.00

4. Were/are your grievances properly handled at the Department/college? as a student

Responses	Count	%
Yes	300	98.04
No	6	1.96
Total	306	100.00

5. Were/are your grievances properly handled at the Department/college? as an alumni

Responses	Count	%
Yes	302	98.69
No	4	1.31
Total	306	100.00

Laboratories & Equipments

Rate	1	2	3	4	5	6	7	8	9	10	Total
Response	7	0	6	4	5	2	15	97	136	34	306
%	2.29	0.00	1.96	1.31	1.63	0.65	4.90	31.70	44.44	11.11	100

Library/Seminar/Reading Room

Rate	1	2	3	4	5	6	7	8	9	10	Total
------	---	---	---	---	---	---	---	---	---	----	-------

Response	0	0	3	1	4	6	10	117	122	43	306
%	0.00	0.00	0.98	0.33	1.31	1.96	3.27	38.24	39.87	14.05	100
Computer Facilities											
Rate	1	2	3	4	5	6	7	8	9	10	Total
Response	7	0	6	4	5	2	15	97	122	136	394
%	1.78	0.00	1.52	1.02	1.27	0.51	3.81	24.62	30.96	34.52	100
Internet & Wi-Fi											
Rate	1	2	3	4	5	6	7	8	9	10	Total
Response	11	2	1	3	5	16	86	97	61	24	306
%	3.59	0.65	0.33	0.98	1.63	5.23	28.10	31.70	19.93	7.84	100
Sports and Cultural facilities											
Rate	1	2	3	4	5	6	7	8	9	10	Total
Response	3	0	3	2	8	4	12	86	139	49	306
%	0.98	0.00	0.98	0.65	2.61	1.31	3.92	28.10	45.42	16.01	100
Classrooms											
Rate	1	2	3	4	5	6	7	8	9	10	Total
Response	1	0	1	1	5	6	14	89	142	47	306
%	0.33	0.00	0.33	0.33	1.63	1.96	4.58	29.08	46.41	15.36	100

Rate the adequacy of following as they were during your tenure as a student at AUC:

II. Feedback about Department & Faculty (Point No. 6 to 8)

6. Have you obtained sufficient know-how (both in theory and practice) at AUC?		
Responses	Count	%
Yes	300	98.04
No	6	1.96
Total	306	100.00
7. Is the education imparted by AUC useful and relevant in your present job?		
Responses	Count	%
Yes	302	98.69
No	4	1.31
Total	306	100.00

8. Rate the following academic initiatives taken by the college to improve know-how of the students.

Industry Oriented Projects (if applicable)											
Rate	1	2	3	4	5	6	7	8	9	10	Total
Response	2	1	1	2	4	6	19	110	129	33	307
%	0.65	0.33	0.33	0.65	1.30	1.95	6.19	35.83	42.02	10.75	100
Seminars & Workshop											
Rate	1	2	3	4	5	6	7	8	9	10	Total
Response	2	1	1	2	4	6	19	110	129	33	307
%	0.65	0.33	0.33	0.65	1.30	1.95	6.19	35.83	42.02	10.75	100
Guest Lectures											
Rate	1	2	3	4	5	6	7	8	9	10	Total
Response	3	0	1	1	4	5	8	91	153	40	306
%	0.98	0.00	0.33	0.33	1.31	1.63	2.61	29.74	50.00	13.07	100
Special Training Classes for bridging Industry/Academic gap											
Rate	1	2	3	4	5	6	7	8	9	10	Total
Response	3	0	1	4	8	6	8	90	156	30	306
%	0.98	0.00	0.33	1.31	2.61	1.96	2.61	29.41	50.98	9.80	100
Special Training Classes for bridging Industry/Academic gap											
Rate	1	2	3	4	5	6	7	8	9	10	Total
Response	3	0	1	4	8	6	8	90	156	30	306
%	0.98	0.00	0.33	1.31	2.61	1.96	2.61	29.41	50.98	9.80	100

III. Feedback about Training & Placement Cell (Point no. 9 to 15)

9. Has the Training & Placement (T & P) Cell provided ample On campus placement opportunities?		
Responses	Count	%
Yes	290	94.77
No	16	5.23
Total	306	100.00
10. Has the (T&P) Cell provided sufficient Off campus placement opportunities?		
Responses	Count	%

Yes	289	94.44
No	17	5.56
Total	306	100.00

11. Did you ever avail Career counseling and guidance for higher studies from T&P Cell?

Responses	Count	%
Yes	288	94.12
No	18	5.88
Total	306	100.00

12. If you are invited to deliver A Guest Lecture/A Special Talk/A Motivational Session for your juniors, will you be interested

Responses	Count	%
Yes	295	96.41
No	11	3.59
Total	306	100.00

13. Would you like to join the Department/College Alumni Association?

Responses	Count	%
Yes	304	99.35
No	2	0.65
Total	306	100.00

14. Have you participated in any Alumni meet as of now (if organized by your parent department?)

Responses	Count	%
Yes	288	94.12
No	18	5.88
Total	306	100.00

15. Do you receive communications from the College/parent department through Mails/ Calls/SMS etc?

Responses	Count	%
Yes	293	95.75
No	13	4.25
Total	306	100.00


Coordinator IQAC

COORDINATOR
Internal Quality Assurance Cell
Anwarul Uloom College (Autonomous)
New Mallepally, Hyderabad.


Principal

PRINCIPAL
Anwarul Uloom College (Autonomous)
New Mallepally, Hyderabad-01.



Anwarul Uloom College (Autonomous)
(Affiliated to Osmania University)
Accredited with 'A' Grade by NAAC
New Mallepally, Hyderabad.



ALUMNI'S FEEDBACK ANALYSIS REPORT- 2020-21

Self evaluation is necessary in order to improve the quality of education in the Institute. In the manual of Self Study for affiliated /constituent colleges, published by National Assessment and Accreditation Council, it has been suggested to get feedback from the students, teachers, employers and alumni. On the basis of guidelines given in the manual, feedback forms were designed and obtained the responses from alumni.

Data Analysis Method: Data was collected online analyzed with the help of count, percentage and average. Data analysis is presented with the help of tables and graphs.

Very Satisfied=5 Satisfied=4 Neutral=3 Dissatisfied =2 Very Dissatisfied= 1

Table 1: Alumni's Feedback

S. No.	Attributes	Total Score	Average Score
1	Admission Procedure	2150	4.77
2	Fee Structure	2150	4.55
3	Environment	2150	4.55
4	Infrastructure & Lab facilities	2150	4.43
5	Faculty	2150	4.48
6	Project Guidance	2150	4.45
7	Quality of support Material	2150	4.47
8	Training and Placement	2150	4.47
9	Library	2150	4.43
10	Canteen Facilities	2150	4.44
11	Alumni Association/Network of Old Friends	2150	4.50
12	Caliber of students passing out of this College	2150	4.48
13	How do you rate the courses which are skills related suiting to the Industry included into the programs?	2150	4.50

14	How do you rate the learning experience in terms of their relevance to the real life application?	2150	4.48
15	How do you rate the courses that you have learnt in relation to your current job?	2150	4.45
16	Overall Rating of the College	2150	4.43

Tables 1 depict the average score of the survey results of student feedback on courses conducted for academic year 2020-21. It was found that Mean Score of all the statements mentioned in the questionnaire was above 4 and it is denoted as “Very Good” on 5 point liker scale. It implies that majority were expressed their opinion as Very Good on various parameters mentioned in the questionnaire.

Table 2:

1. Do you feel proud to be associated with AUC as an Alumnus?		
Responses	Count	%
Yes	447	99.1
No	4	0.9
Total	451	100.00
2. How do you rate development activities organized by the Department/College for your overall development?		
Responses	Count	%
Yes	445	98.9
No	5	1.1
Total	451	100.00
3. Are you willing to contribute to the development of the college?		
Responses	Count	%
Yes	448	99.3
No	3	0.7
Total	451	100.00

4. Were/are your grievances properly handled at the Department/college? as a student		
Responses	Count	%
Yes	450	99.8
No	1	0.2
Total	451	100.00
5. Were/are your grievances properly handled at the Department/college? as an alumni		
Responses	Count	%
Yes	447	99.1
No	4	0.9
Total	451	100.00

Table 3:

S. No.	Attributes	Total Score	Average Score
1	Laboratories & Equipments	4058	9.00
2	Library/Seminar/Reading Room	4066	9.02
3	Computer facilities	4100	9.09
4	Internet & Wi-Fi	4106	9.10
5	Sports and Cultural facilities	4099	9.09
6	Classrooms	4120	9.14

Tables 3 reveal the survey results of infrastructure of the college such as laboratories, equipment, library, seminar hall, reading room, computer facilities, internet, sports, cultural facilities and class rooms and it was found that Mean Score of all the items mentioned in the questionnaire was above 9 on 10 point liker scale.

Rate the adequacy of following as they were during your tenure as a student at AUC:

II. Feedback about Department & Faculty (Point No. 6 to 8)

Table 4:

6. Have you obtained sufficient know-how (both in theory and practice) at AUC?		
Responses	Count	%
Yes	447	99.1
No	4	0.9
Total	451	100.00
7. Is the education imparted by AUC useful and relevant in your present job?		
Responses	Count	%
Yes	447	99.1
No	4	0.9
Total	451	100.00

8. Rate the following academic initiatives taken by the college to improve know-how of the students.

Table 5:

S. No.	Attributes	Total Score	Average Score
1	Industry Oriented Projects (if applicable)	4103	9.10
2	Seminars & Workshops	4097	9.08
3	Guest Lectures	4116	9.13
4	Special Training Classes for bridging Industry/Academic gap	4105	9.10

Tables 5 reveal the survey results of attributes of the college such as industry oriented projects, seminars, workshops, guest lectures and special training classes for bridging the industry academic gap. It was found that Mean Score of all the items mentioned in the questionnaire was above 9 on 10 point liker scale.

III. Feedback about Training & Placement Cell (Point no. 9 to 15)

Table 6:

9. Has the Training & Placement (T & P) Cell provided ample On campus placement opportunities?		
Responses	Count	%
Yes	447	99.1
No	4	0.9
Total	451	100.00
10. Has the (T&P) Cell provided sufficient Off campus placement opportunities?		
Responses	Count	%
Yes	447	99.1
No	4	0.9
Total	451	100.00
11. Did you ever avail Career counseling and guidance for higher studies from T&P Cell?		
Responses	Count	%
Yes	444	98.4
No	7	1.6
Total	451	100.00
12. If you are invited to deliver A Guest Lecture/A Special Talk/A Motivational Session for your juniors, will you be interested		
Responses	Count	%
Yes	445	98.7
No	6	1.3
Total	451	100.00
13. Would you like to join the Department/College Alumni Association?		
Responses	Count	%
Yes	450	99.8

No	1	0.2
Total	451	100.00
14. Have you participated in any Alumni meet as of now (if organized by your parent department?)		
Responses	Count	%
Yes	443	98.2
No	8	1.8
Total	451	100.00
15. Do you receive communications from the College/parent department through Mails/ Calls/SMS etc?		
Responses	Count	%
Yes	448	99.3
No	3	0.7
Total	451	100.00


Coordinator IQAC
COORDINATOR

Internal Quality Assurance Cell
Anwarul Uloom College (Autonomous)
 New Mallepally, Hyderabad.


Principal

PRINCIPAL
Anwarul Uloom College (Autonomous)
 New Mallepally, Hyderabad-01.



Anwarul Uloom College (Autonomous)
(Affiliated to Osmania University)
Accredited with 'A' Grade by NAAC
New Mallepally, Hyderabad.



ALUMNI FEEDBACK ANALYSIS REPORT- 2021- 22

The college has obtained feedback from stakeholders for self evaluation in order to improve the quality of education. In the manual of Self Study for affiliated /constituent colleges, published by National Assessment and Accreditation Council, it has been suggested to get feedback from the students, teachers, employers and alumni. On the basis of guidelines given in the NAAC manual, feedback forms were designed and obtained the responses from alumni. Data was collected online and analyzed with the help of count, percentage and average. Data analysis is presented with the help of tables and graphs.

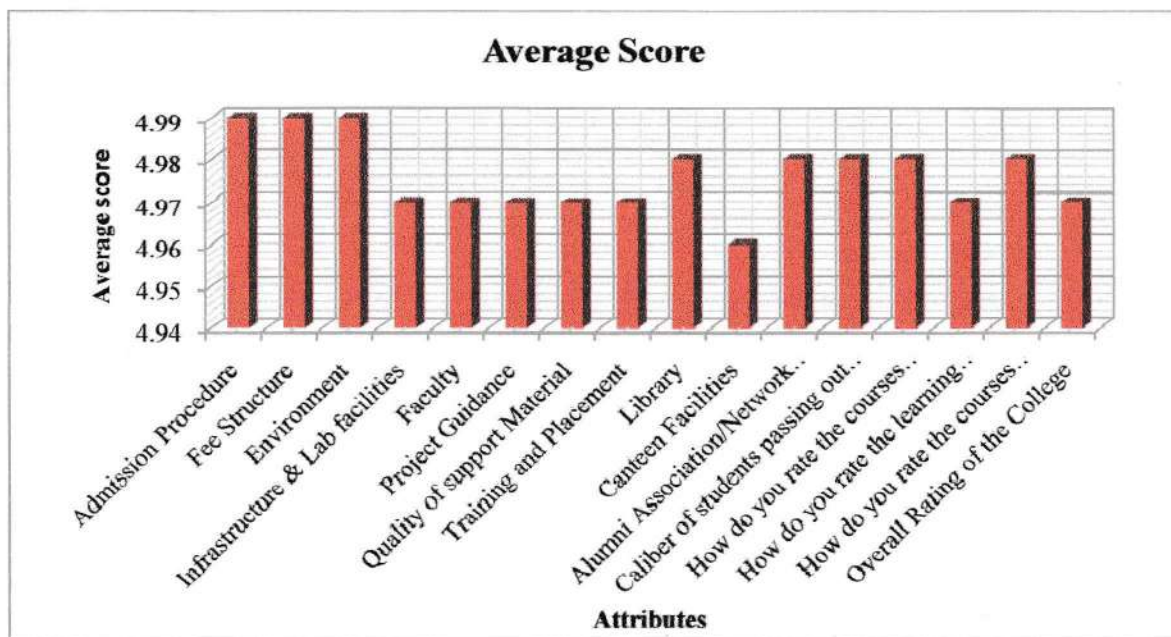
Very Satisfied=5 Satisfied=4 Neutral=3 Dissatisfied =2 Very Dissatisfied= 1

Table 1: Alumni Feedback

S. No.	Attributes	Total Score	Average Score
1	Admission Procedure	2815	4.99
2	Fee Structure	2816	4.99
3	Environment	2816	4.99
4	Infrastructure & Lab facilities	2804	4.97
5	Faculty	2808	4.97
6	Project Guidance	2801	4.97
7	Quality of support Material	2803	4.97
8	Training and Placement	2801	4.97
9	Library	2806	4.98
10	Canteen Facilities	2799	4.96
11	Alumni Association/Network of Old Friends	2806	4.98
12	Caliber of students passing out of this College	2807	4.98
13	How do you rate the courses which are skills related suiting to the Industry included into the programs?	2808	4.98

14	How do you rate the learning experience in terms of their relevance to the real life application?	2805	4.97
15	How do you rate the courses that you have learnt in relation to your current job?	2807	4.98
16	Overall Rating of the College	2801	4.97

Chart 1: Alumni Feedback



Above table 1 reveals the average score of the survey results of 564 Alumni on college conducted for academic year 2021-22 and found that average score of all the responses on statements mentioned in the questionnaire is above 4.97 and it is very nearest to 5. It implies that majority were expressed their opinion as “Excellent” on various parameters mentioned in the questionnaire.

Table 2:

S. No.	Attributes	Total Score	Average Score
1	Laboratories & Equipments	5628	9.98
2	Library/Seminar/Reading Room	5629	9.98
3	Computer facilities	5637	9.99
4	Internet & Wi-Fi	5637	9.99
5	Sports and Cultural facilities	5636	9.99
6	Classrooms	5635	9.99

Chart 2:

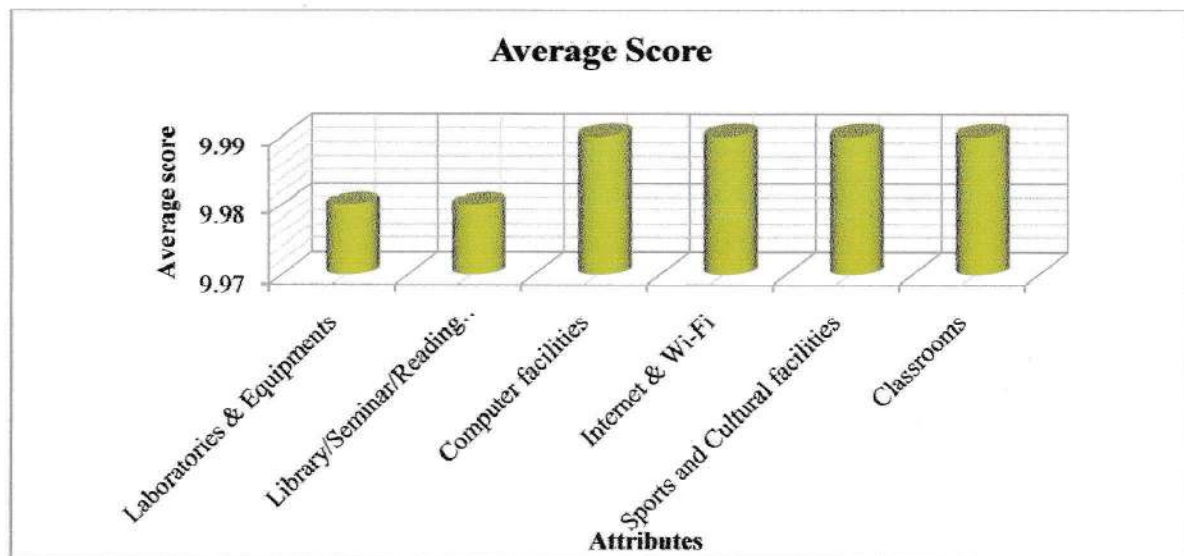


Table 2 reveal the survey results of infrastructure of the college such as laboratories, equipment, library, seminar hall, reading room, computer facilities, internet, sports, cultural facilities and class rooms and it was found that average score of all the items mentioned in the questionnaire was above 9.97 on 10 point liker scale.

8. Rate the following academic initiatives taken by the college to improve know-how of the students.

Table 3:

S. No.	Attributes	Total Score	Average Score
1	Industry Oriented Projects (if applicable)	5622	9.97
2	Seminars & Workshops	5634	9.99
3	Guest Lectures	5636	9.99
4	Special Training Classes for bridging Industry/Academic gap	5630	9.98

Chart 3:

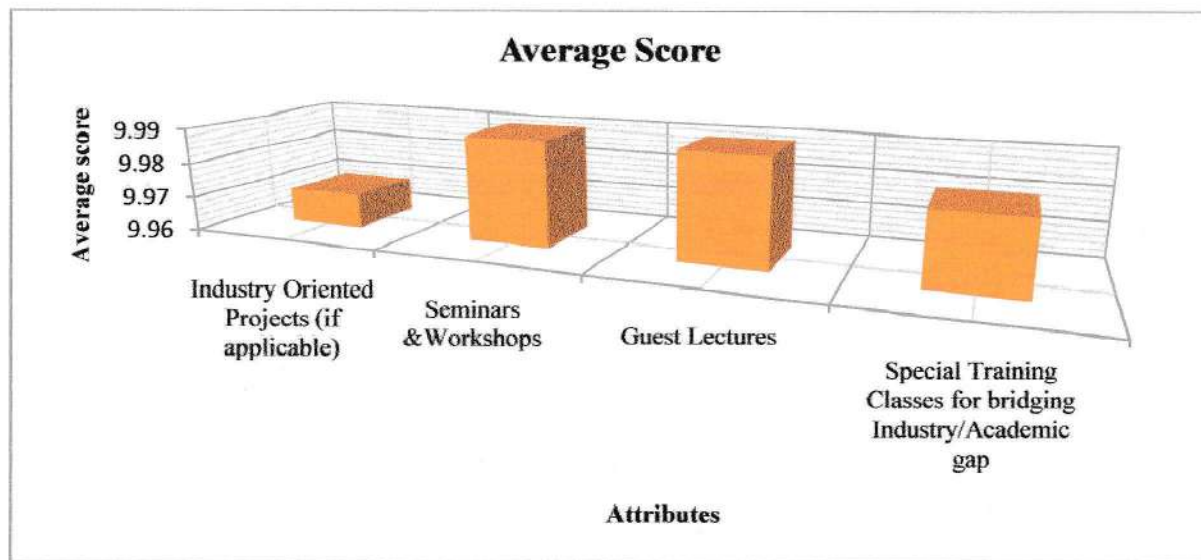


Table 3 reveal the survey results of alumni on attributes of the college such as industry oriented projects, seminars, workshops, guest lectures and special training classes for bridging the industry academic gap. It was found that average score of all the items mentioned in the questionnaire was above 9.96 on 10 point liker scale. It implies that all the attributes of college is excellent and they are satisfied with the functioning of the college.


Coordinator IQAC


Principal

COORDINATOR
Internal Quality Assurance Cell
Anwarul Uloom College (Autonomous)
New Mallepally, Hyderabad

PRINCIPAL
Anwarul Uloom College (Autonomous)
New Mallepally, Hyderabad-01.



Anwarul Uloom College (Autonomous)
(Affiliated to Osmania University)
Accredited with 'A' Grade by NAAC
New Mallepally, Hyderabad.



EMPLOYERS' FEEDBACK ANALYSIS REPORT- 2017-18

The college has obtained feedback from Employers for self evaluation in order to improve the quality of education. Data was collected offline through structured questionnaire and analyzed with the help of count, percentage and average. Data analysis is presented with the help of tables and graphs.

Very Satisfied=5

Satisfied=4

Neutral=3

Dissatisfied =2

Very Dissatisfied= 1

Table 1: Employers' Feedback

S. No.	Attributes	Total Score	Mean Score
1	General communication skills	75	5.00
2	Developing practical solutions to work place problems	60	4.00
3	Working as part of a team challenges	75	5.00
4	Creative in response to workplace	75	5.00
5	Their planning and organization skills	75	5.00
6	Self-motivated and taking on appropriate level of responsibility	75	5.00
7	Open to new ideas and learning new techniques	75	5.00
8	Using technology and workplace equipment	75	5.00
9	Ability to contribute to the goal of the organization	60	4.00
10	Technical knowledge/skill	75	5.00
11	Ability to manage/leadership qualities	75	5.00
12	Innovativeness and creativity	75	5.00
13	Relationship with seniors/peers/subordinates	75	5.00
14	Involvement in social activities.	75	5.00
15	Ability to take up extra responsibility.	75	5.00
16	Obligation to work beyond schedule if required	60	4.00

Above table 1 reveal the feedback results of the 15 employers on student of the college conducted for academic year 2017-18. It was found that Mean score was 5 of all the attributes except 2, 9 & 16 mentioned in the questionnaire and it is denoted as "Very Satisfied" on 5 point likert scale. It implies that majority of the employers were very satisfied with the attributes of the AU College students.



Coordinator IQAC

COORDINATOR
Internal Quality Assurance Cell
Anwarul Uloom College (Autonomous)
New Mallepally, Hyderabad.



Principal

PRINCIPAL
Anwarul Uloom College (Autonomous)
New Mallepally, Hyderabad-01.



EMPLOYERS' FEEDBACK ANALYSIS REPORT- 2018-19

The college has obtained feedback from Employers for self evaluation in order to improve the quality of education. Data was collected offline through structured questionnaire and analyzed with the help of count, percentage and average. Data analysis is presented with the help of table and graph.

Very Satisfied=5 Satisfied=4 Neutral=3 Dissatisfied =2 Very Dissatisfied= 1

Table 1: Employers' Feedback

S. No.	Attributes	Total Score	Mean Score
1	General communication skills	70	5.00
2	Developing practical solutions to work place problems	56	4.00
3	Working as part of a team challenges	70	5.00
4	Creative in response to workplace	70	5.00
5	Their planning and organization skills	70	5.00
6	Self-motivated and taking on appropriate level of responsibility	70	5.00
7	Open to new ideas and learning new techniques	70	5.00
8	Using technology and workplace equipment	70	5.00
9	Ability to contribute to the goal of the organization	56	4.00
10	Technical knowledge/skill	70	5.00
11	Ability to manage/leadership qualities	70	5.00
12	Innovativeness and creativity	70	5.00
13	Relationship with seniors/peers/subordinates	70	5.00
14	Involvement in social activities.	70	5.00
15	Ability to take up extra responsibility.	70	5.00
16	Obligation to work beyond schedule if required	56	4.00

Above table 1 reveal the feedback results of the 14 employers on student of the college conducted for academic year 2018-19. It was found that Mean score was 5 of all the attributes except question number 2, 9 & 16 mentioned in the questionnaire and it is denoted as "Very Satisfied" on 5 point liker scale. It implies that majority of the employers were satisfied with the attributes of the AU College students.


Coordinator IQAC

COORDINATOR

**Internal Quality Assurance Cell
Anwarul Uloom College (Autonomous)
New Mallepally, Hyderabad.**

Principal



PRINCIPAL

**Anwarul Uloom College (Autonomous)
New Mallepally, Hyderabad-01.**



Anwarul Uloom College (Autonomous)
(Affiliated to Osmania University)
Accredited with 'A' Grade by NAAC
New Mallepally, Hyderabad.



EMPLOYERS' FEEDBACK ANALYSIS REPORT- 2019-20

The college has obtained feedback from Employers for self evaluation in order to improve the quality of education. Data was collected offline through structured questionnaire and analyzed with the help of count, percentage and average. Data analysis is presented with the help of table and graph.

Very Satisfied=5

Satisfied=4

Neutral=3

Dissatisfied =2

Very Dissatisfied= 1

Table 1: Employers' Feedback

S. No.	Attributes	Total Score	Mean Score
1	General communication skills	70	5.00
2	Developing practical solutions to work place problems	56	4.00
3	Working as part of a team challenges	70	5.00
4	Creative in response to workplace	70	5.00
5	Their planning and organization skills	70	5.00
6	Self-motivated and taking on appropriate level of responsibility	70	5.00
7	Open to new ideas and learning new techniques	70	5.00
8	Using technology and workplace equipment	70	5.00
9	Ability to contribute to the goal of the organization	56	4.00
10	Technical knowledge/skill	70	5.00
11	Ability to manage/leadership qualities	70	5.00
12	Innovativeness and creativity	70	5.00
13	Relationship with seniors/peers/subordinates	70	5.00
14	Involvement in social activities.	70	5.00
15	Ability to take up extra responsibility.	70	5.00
16	Obligation to work beyond schedule if required	56	4.00

Above table 1 reveal the feedback results of the 14 employers on student of the college conducted for academic year 2019-20. It was found that Mean Score was 5 of all the attributes except question number 2, 9 & 16 mentioned in the questionnaire and it is denoted as "Very Satisfied" on 5 point likert scale. It implies that majority of the employers were very satisfied with the attributes of the AU College students.



Coordinator IQAC

COORDINATOR

**Internal Quality Assurance Cell
Anwarul Uloom College (Autonomous)
New Mallepally, Hyderabad.**

Principal



PRINCIPAL

**Anwarul Uloom College (Autonomous)
New Mallepally, Hyderabad-01.**



Anwarul Uloom College (Autonomous)
(Affiliated to Osmania University)
Accredited with 'A' Grade by NAAC
New Mallepally, Hyderabad.



EMPLOYERS' FEEDBACK ANALYSIS REPORT- 2020-21

The college has obtained feedback from Employers for self evaluation in order to improve the quality of education. Data was collected offline through structured questionnaire and analyzed with the help of count, percentage and average. Data analysis is presented with the help of table and graph.

Very Satisfied=5 Satisfied=4 Neutral=3 Dissatisfied =2 Very Dissatisfied= 1

Table 1: Employers' Feedback

S. No.	Attributes	Total Score	Mean Score
1	General communication skills	70	5.00
2	Developing practical solutions to work place problems	56	4.00
3	Working as part of a team challenges	70	5.00
4	Creative in response to workplace	70	5.00
5	Their planning and organization skills	70	5.00
6	Self-motivated and taking on appropriate level of responsibility	70	5.00
7	Open to new ideas and learning new techniques	70	5.00
8	Using technology and workplace equipment	70	5.00
9	Ability to contribute to the goal of the organization	56	4.00
10	Technical knowledge/skill	70	5.00
11	Ability to manage/leadership qualities	70	5.00
12	Innovativeness and creativity	70	5.00
13	Relationship with seniors/peers/subordinates	70	5.00
14	Involvement in social activities.	70	5.00
15	Ability to take up extra responsibility.	70	5.00
16	Obligation to work beyond schedule if required	56	4.00

Above table 1 reveal the feedback results of the 14 employers on student of the college conducted for academic year 2020-21. It was found that Mean Score was 5 of all the attributes except question number 2, 9 & 16 mentioned in the questionnaire and it is denoted as “Very Satisfied” on 5 point likert scale. It implies that majority of the employers were very satisfied with the attributes of the AU College students.



Coordinator IQAC
COORDINATOR
Internal Quality Assurance Cell
Anwarul Uloom College (Autonomous)
New Mallepally, Hyderabad.

Principal



PRINCIPAL
Anwarul Uloom College (Autonomous)
New Mallepally, Hyderabad-01.



Anwarul Uloom College (Autonomous)

(Affiliated to Osmania University)

Accredited with 'A' Grade by NAAC

New Mallepally, Hyderabad.



EMPLOYERS' FEEDBACK ANALYSIS REPORT- 2021-22

The college has obtained feedback from Employers for self evaluation in order to improve the quality of education. Data was collected offline through structured questionnaire and analyzed with the help of count, percentage and average. Data analysis is presented with the help of table and graph.

Very Satisfied=5

Satisfied=4

Neutral=3

Dissatisfied =2

Very Dissatisfied= 1

Table 1: Employers' Feedback

S. No.	Attributes	Total Score	Mean Score
1	General communication skills	65	5.00
2	Developing practical solutions to work place problems	52	4.00
3	Working as part of a team challenges	65	5.00
4	Creative in response to workplace	65	5.00
5	Their planning and organization skills	65	5.00
6	Self-motivated and taking on appropriate level of responsibility	65	5.00
7	Open to new ideas and learning new techniques	65	5.00
8	Using technology and workplace equipment	65	5.00
9	Ability to contribute to the goal of the organization	52	4.00
10	Technical knowledge/skill	65	5.00
11	Ability to manage/leadership qualities	65	5.00
12	Innovativeness and creativity	65	5.00
13	Relationship with seniors/peers/subordinates	65	5.00
14	Involvement in social activities.	65	5.00
15	Ability to take up extra responsibility.	65	5.00
16	Obligation to work beyond schedule if required	52	4.00

Above table 1 reveal the feedback results of the 13 employers on student of the college conducted for academic year 2021-22. It was found that Mean Score was 5 of all the attributes except question number 2, 9 & 16 mentioned in the questionnaire and it is denoted as "Very Satisfied" on 5 point likert scale. It implies that majority of the employers were very satisfied with the attributes of the AU College students.



Coordinator IQAC
COORDINATOR

Internal Quality Assurance Cell
Anwarul Uloom College (Autonomous)
New Mallepally, Hyderabad.



Principal

PRINCIPAL
Anwarul Uloom College (Autonomous)
New Mallepally, Hyderabad-01.