



**STUDENTS' FEEDBACK ANALYSIS REPORT ON TEACHERS COURSES AND
COLLEGE- 2019-20**

Self evaluation is necessary in order to improve the quality of education in the Institute. In the manual of Self Study for affiliated /constituent colleges, published by National Assessment and Accreditation Council, it has been suggested to get feedback from the students, teachers, employers and alumni. On the basis of guidelines given in the manual, feedback forms were designed and obtained the responses online from students.

Data Analysis Method: Data was analyzed with the help of counts, percentages and averages. Data analysis is presented with the help of tables and graphs.

Very Satisfied=5

Satisfied=4

Neutral=3

Dissatisfied =2

Very Dissatisfied= 1

Table 1: Year of Study

S. No.	Year	Count
1	First year	320
2	Second Year	423
3	Third Year	213
4	Total	956

Chart 1: Year of Study

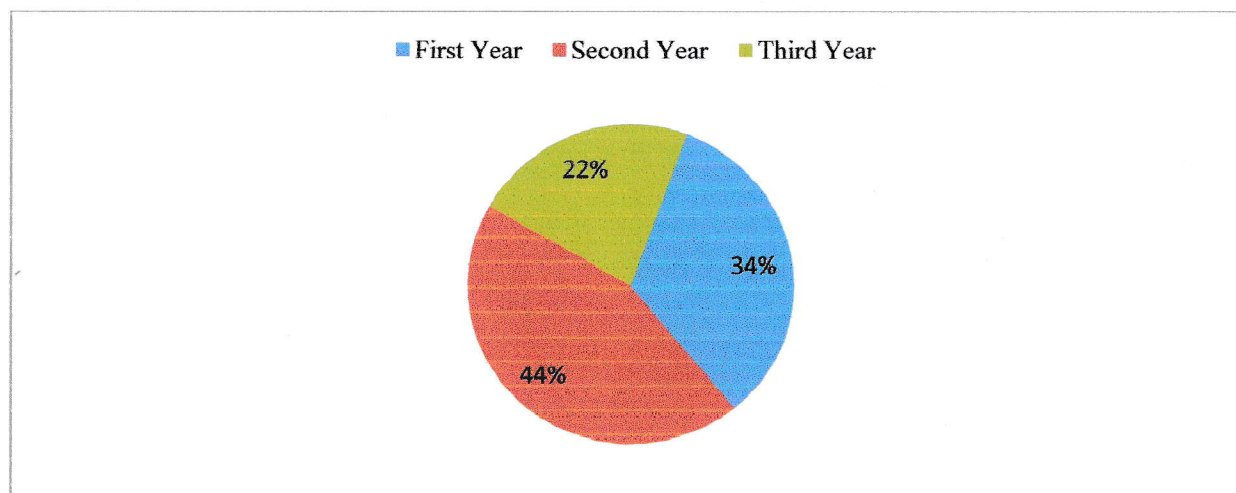


Table 2: Students Feedback on Teachers

S. No.	Attributes	Total Score	Mean Score
1	Knowledge	4124	4.31
2	Communication Skills	3967	4.15
3	Sincerity & Commitment	4005	4.20
4	Interest generated	3968	4.15
5	Ability to integrate course material with environment	3875	4.05
6	Ability to integrated content with other courses	3828	4.00
7	Accessibility	3877	4.06
8	Ability to design quizzes/ Test/ assignments	3874	4.05
9	Provision of sufficient time for feedback	3821	4.00
10	Overall Rating	3991	4.17

Chart 2: Students Feedback on Teachers

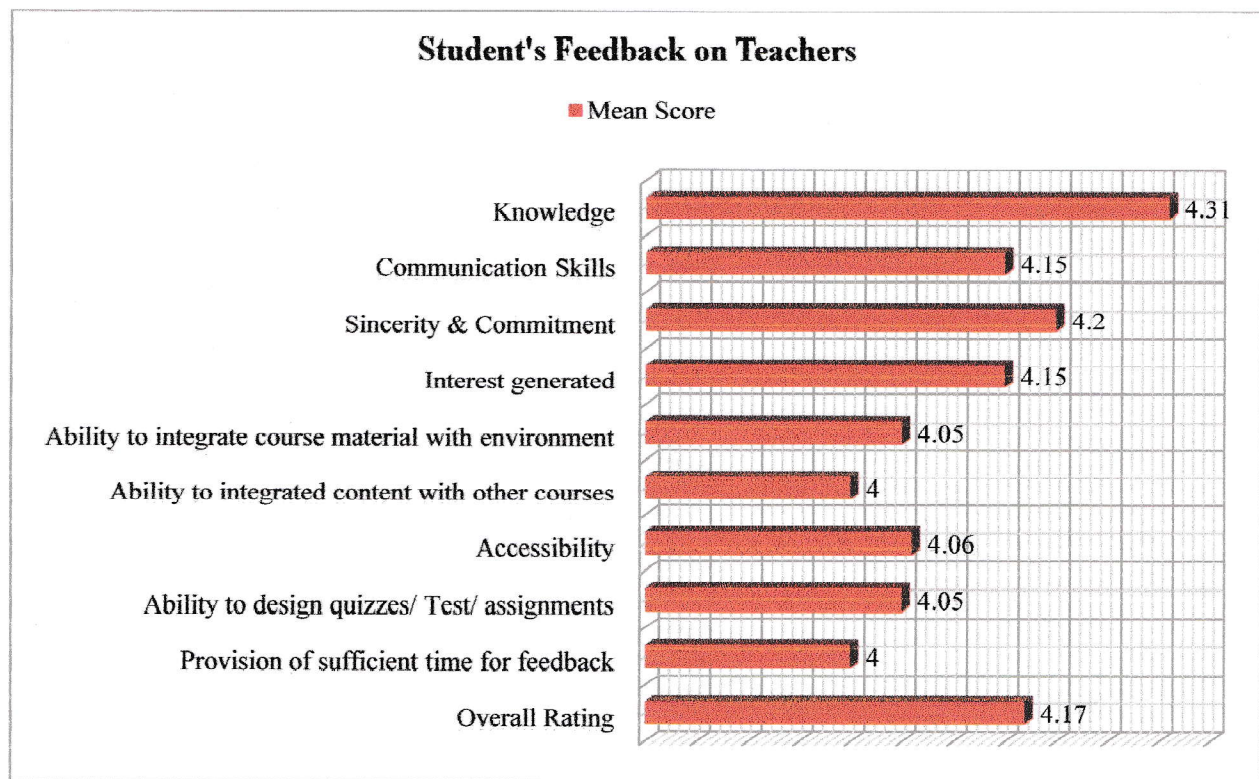


Table 2 depict the survey results of student feedback on teachers conducted for academic year 2019-20. It was found that Mean Score of all the statements mentioned in the questionnaire was above 4 and it is denoted as "Very Good" on 5 point liker scale. It implies that majority were expressed their opinion as Very Good on various parameters mentioned in the questionnaire. It can be concluded that students are satisfied with faculty members of the College.

STUDENT FEED BACK ON COURSE

Table 3: Year of Study

S. No.	Year	Count
1	First year	57
2	Second Year	497
3	Third Year	443
4	Total	997

Chart 3: Year of Study

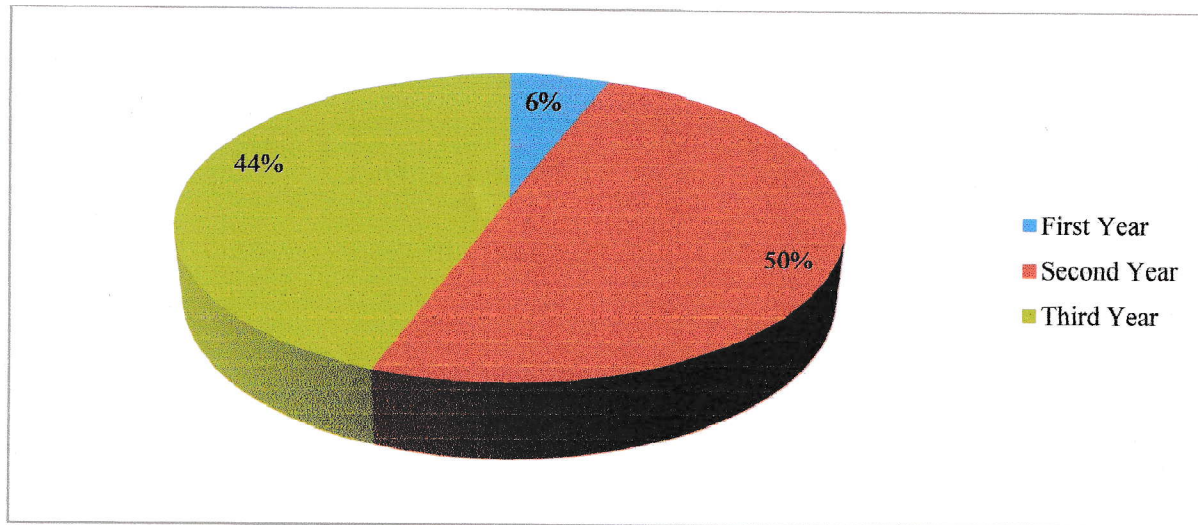


Table 4: Students' Feedback on Course

S. No.	Attributes	Total Score	Mean Score
1	Depth of Course	4017	4.04
2	Extent of Course Coverage	4045	4.07
3	Applicability / Relevance to real life situations	4069	4.09
4	Learning value (in terms of knowledge, concepts, manual skills, analytical abilities and broadening perspectives)	4094	4.11
5	Clarity and relevance of textual reading material	4072	4.09
6	Relevance of additional source material (Library)	4118	4.14
7	Extent of effort required by students	4122	4.14
8	Overall rating	4085	4.11

Chart 4: Students' Feedback on Course

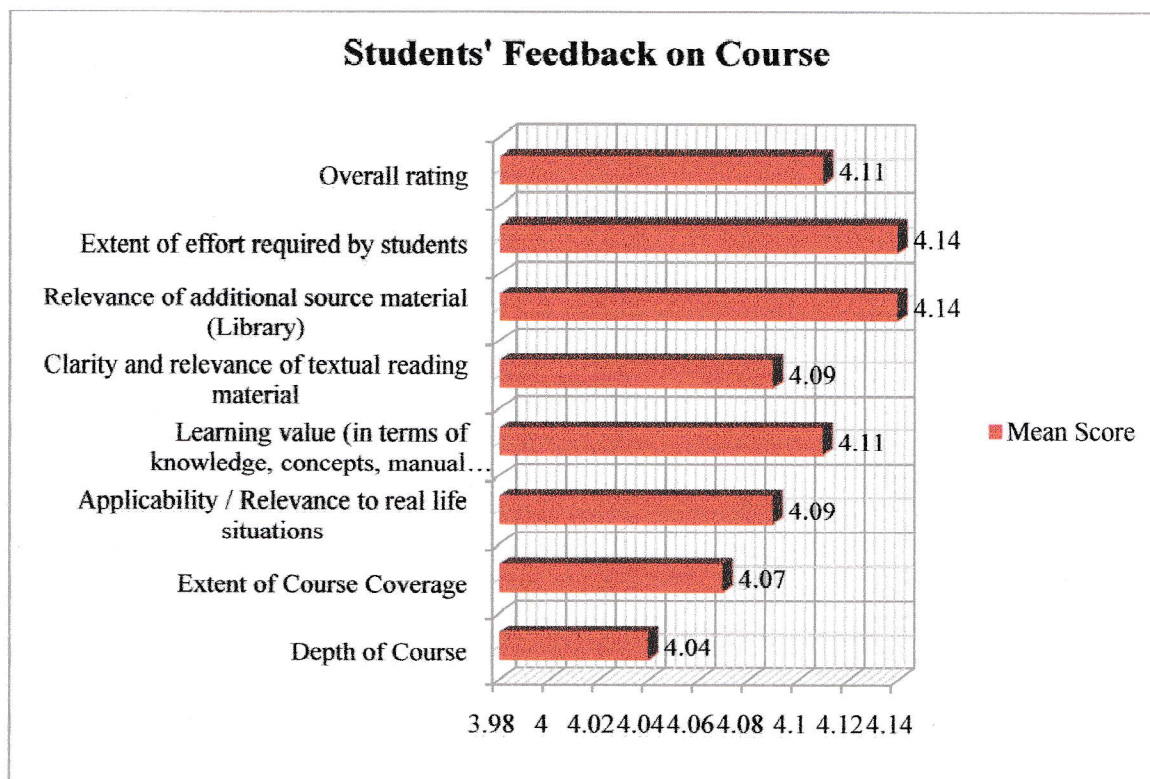


Table 4 reveal the survey results of student feedback on courses conducted for academic year 2019-20. It was found that Mean Score of all the statements mentioned in the questionnaire was above 4 and it is denoted as "Very Good" on 5 point liker scale. It implies that majority were expressed their opinion as Very Good on various parameters mentioned in the questionnaire. It can be concluded that students are satisfied with courses offered by the College.



Coordinator IQAC
COORDINATOR

Internal Quality Assurance Cell
Anwarul Uloom College (Autonomous)
New Mallepally, Hyderabad.



Principal
PRINCIPAL
Anwarul Uloom College (Autonomous)
New Mallepally, Hyderabad-01.