



Anwarul Uloom College (Autonomous)

(Affiliated to Osmania University)

Accredited with 'A' Grade by NAAC

New Mallepally, Hyderabad.



STUDENTS' FEEDBACK ANALYSIS REPORT- 2021- 22

The college has obtained feedback from stakeholders for self evaluation in order to improve the quality of education. In the manual of Self Study for affiliated /constituent colleges, published by National Assessment and Accreditation Council, it has been suggested to get feedback from the students, teachers, employers and alumni. On the basis of guidelines given in the NAAC manual, feedback forms were designed and obtained the responses from students.

Data Analysis Method: Data was collected online and analyzed with the help of count, percentage and average. Data analysis is presented with the help of tables and graphs.

Very Satisfied=5

Satisfied=4

Neutral=3

Dissatisfied =2

Very Dissatisfied= 1

STUDENT FEEDBACK ON TEACHERS

Table 1: Year of Study

S. No.	Year	Count	Percentage
1	First year	213	43.8
2	Second Year	151	31.1
3	Third Year	122	25.1
4	Total	486	100

Chart 1: Year of Study

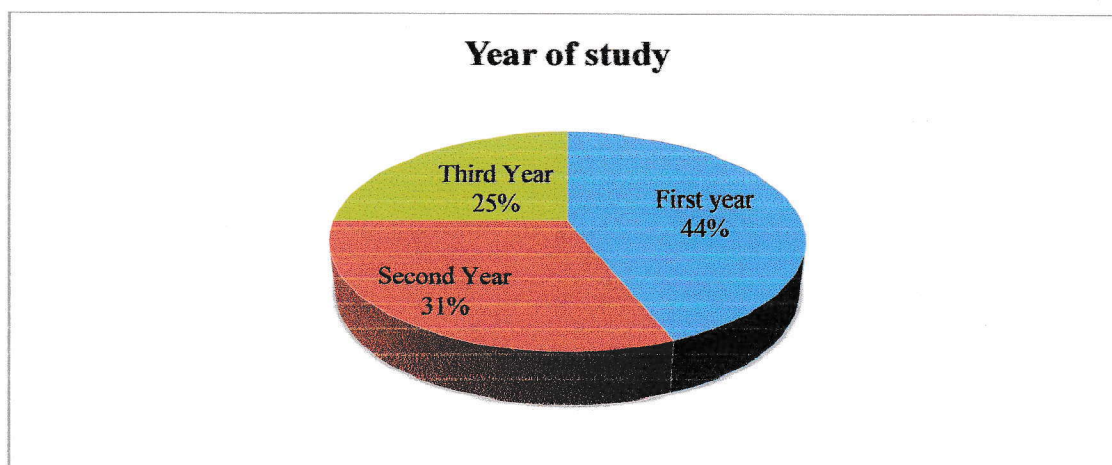


Table 2: Students Feedback on Teachers

S. No.	Attributes	Total Score	Mean Score
1	Knowledge	2179	4.48
2	Communication Skills	2112	4.35
3	Sincerity & Commitment	2097	4.31
4	Interest generated	2119	4.36
5	Ability to integrate course material with environment	2046	4.21
6	Ability to integrated content with other courses	2026	4.17
7	Accessibility	2047	4.21
8	Ability to design quizzes/ Test/ assignments	2054	4.23
9	Provision of sufficient time for feedback	2043	4.20
10	Overall Rating	2149	4.42

Chart 2: Students Feedback on Teachers

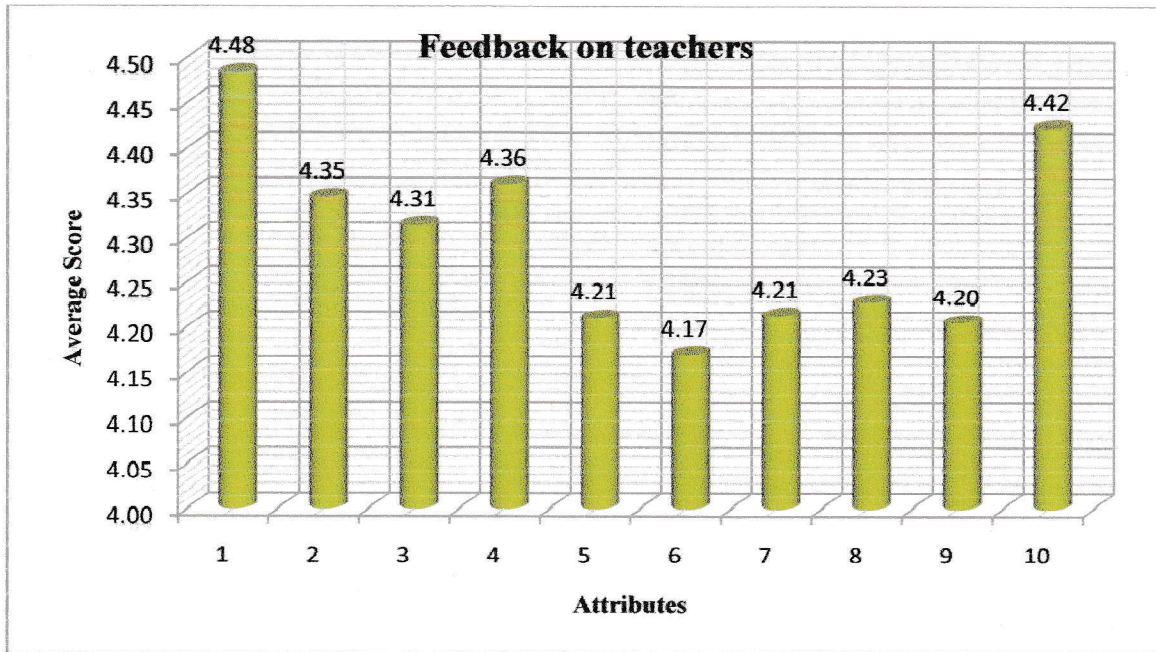


Table 2 reveal the feedback results of the student on teachers of the college conducted for academic year 20201-22. It was found that average Score of all the parameters mentioned in the questionnaire was above 4 and it is denoted as “Very Good” on 5 point liker scale. It implies that majority of the students were opined as Very Good or excellent on attributes/parameters of teachers. It can be concluded that students are happy with knowledge base of teacher, communication skills, sincerity, commitment, interest generated by the teachers, accessibility, ability to integrate course material with environment and course, ability to design quizzes, test and assignments.

STUDENT FEED BACK ON COURSE

Table 3: Year of Study

S. No.	Year	Count	Percentage
1	First year	277	36.00
2	Second Year	177	23.00
3	Third Year	315	41.00
4	Total	769	100

Chart 3: Year of Study

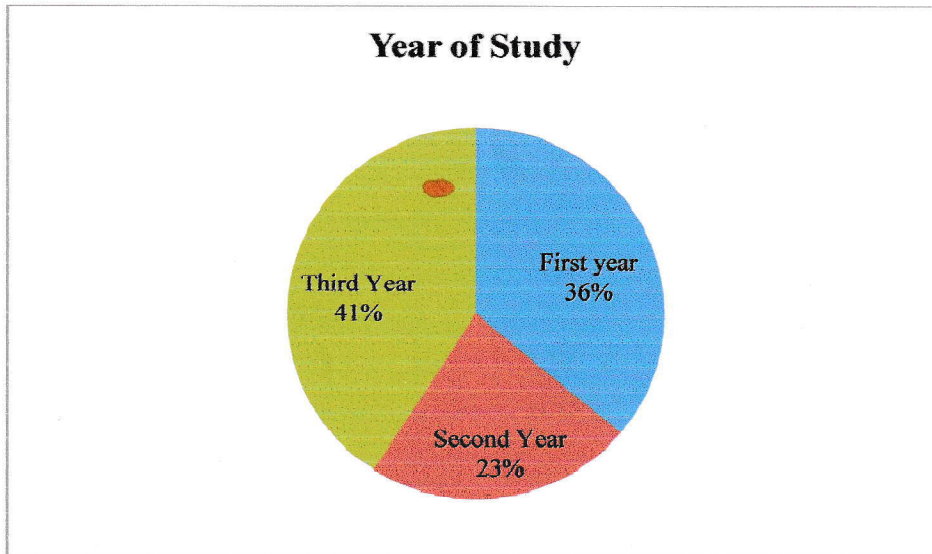


Table 4: Students' Feedback on Course

S. No.	Attributes	Total Score	Mean Score
1	Depth of Course	3276	4.26
2	Extent of Course Coverage	3224	4.19
3	Applicability / Relevance to real life situations	3141	4.08
4	Learning value (in terms of knowledge, concepts, manual skills, analytical abilities and broadening perspectives	3198	4.16
5	Clarity and relevance of textual reading material	3166	4.12
6	Relevance of additional source material (Library)	3128	4.07
7	Extent of effort required by students	3186	4.14
8	Overall rating	3304	4.30

Chart 4: Students' Feedback on Course

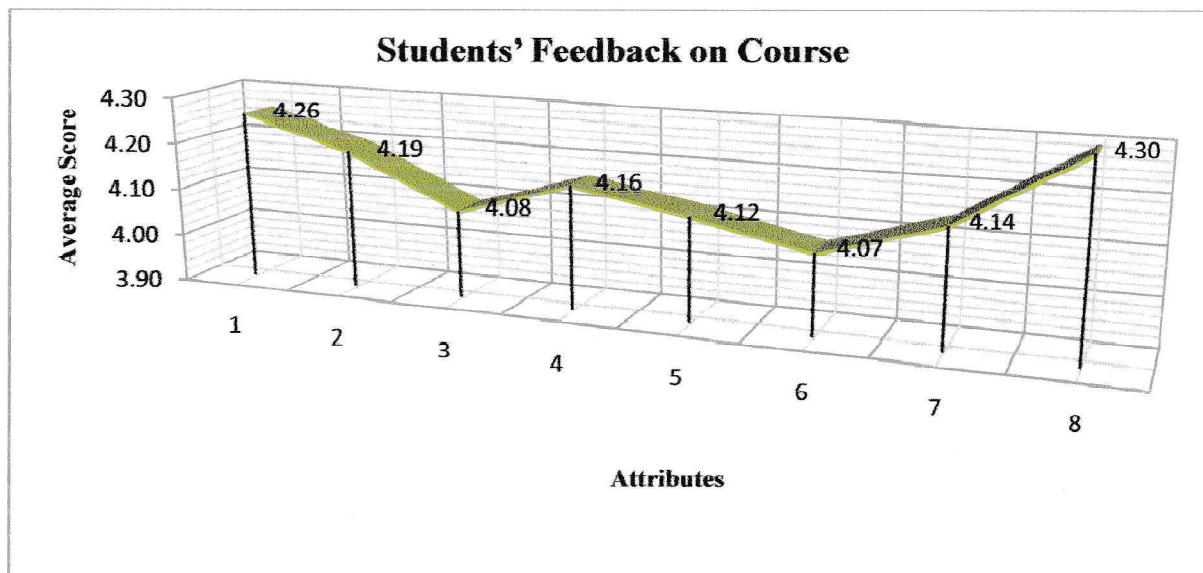


Table 4 depicts the feedback results of student on course conducted for academic year 2021-22 and it was found that average score of the attributes/parameters mentioned in the questionnaire was above 4 and it is denoted as “Very Good” on 5 point liker scale. It implies that majority of the students opined as Very Good on attributes/ parameters of courses offered by the college. It can be concluded that students are happy/satisfied with courses offered by the College.

OVERALL RATING OF THE PROGRAMME

(To be submitted after the final examination results (Academic Year 2021-22))

Table 5: Overall Rating of the Student

S. No.	Attributes	Total Score	Mean Score
1	Academic content	1682	4.44
2	Usefulness of teaching materials	1626	4.29
3	Usefulness of study-groups in further learning	1610	4.25
4	Timeliness of practical work	1618	4.27
5	Educative value of mid-programme placement	1584	4.18
6	Offering and seeking helpful feedback	1591	4.20
7	Infrastructure facilities	1566	4.13
8	Fairness of evaluation	1582	4.17
9	Interaction with faculty	1583	4.18
10	Interaction with administration	1549	4.09
11	Library facilities	1566	4.13
12	Computer facilities	1622	4.28
13	Extra-curricular activities	1586	4.21
14	Sports facilities	1585	4.20
15	Overall	1629	4.30

Chart 5: Overall Rating of the Student

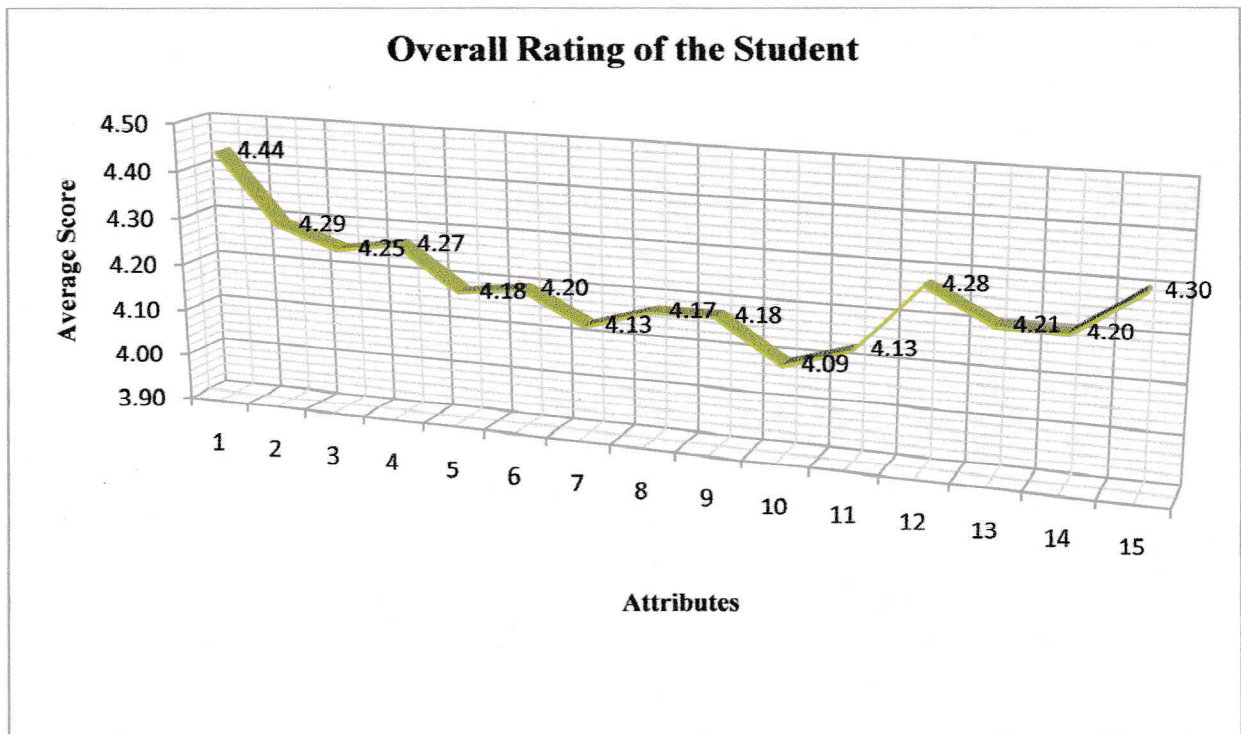


Table 5 show the survey results of student feedback on overall rating of the College conducted for academic year 2021-22. It was found that average score of the attributes/parameters mentioned in the questionnaire was above 4 and it is denoted as “Very Good” on 5 point liker scale. It implies that majority were expressed their opinion as Very Good on various parameters/attributes of overall rating of the college. It can be concluded that students are happy/satisfied with the services offered by the college.

Coordinator IQAC

COORDINATOR
Internal Quality Assurance Cell
Anwarul Uloom College (Autonomous)
New Mallepally, Hyderabad.

Principal

PRINCIPAL
Anwarul Uloom College (Autonomous)
New Mallepally, Hyderabad-01.