



# Anwarul Uloom College (Autonomous)

(Affiliated to Osmania University)

Accredited with 'A' Grade by NAAC

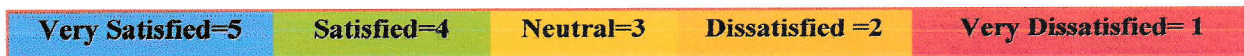
New Mallepally, Hyderabad.



## STUDENTS' FEEDBACK ANALYSIS REPORT- 2020-21

Self evaluation is necessary in order to improve the quality of education in the Institute. In the manual of Self Study for affiliated /constituent colleges, published by National Assessment and Accreditation Council, it has been suggested to get feedback from the students, teachers, employers and alumni. On the basis of guidelines given in the manual, feedback forms were designed and obtained the responses online from students.

**Data Analysis Method:** Data was analyzed with the help of count, percentage and average. Data analysis is presented with the help of tables and graphs.

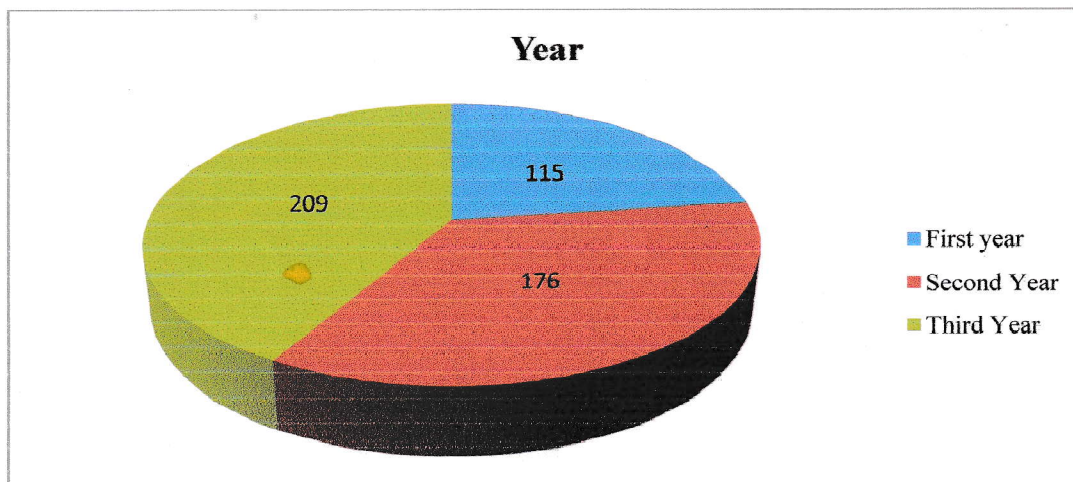


### FEEDBACK ON TEACHERS

Table 1: Year of Study

S. No.	Year	Count	Percentage
1	First year	115	23%
2	Second Year	176	35.2%
3	Third Year	209	41.8%
4	<b>Total</b>	<b>500</b>	<b>100%</b>

Chart 1: Year of Study



**Table 2: Students Feedback on Teachers**

S. No.	Attributes	Total Score	Mean Score
1	Knowledge	2236	4.47
2	Communication Skills	2215	4.43
3	Sincerity & Commitment	2222	4.44
4	Interest generated	2184	4.36
5	Ability to integrate course material with environment	2177	4.35
6	Ability to integrated content with other courses	2147	4.29
7	Accessibility	2163	4.32
8	Ability to design quizzes/ Test/ assignments	2150	4.30
9	Provision of sufficient time for feedback	2130	4.26
10	Overall Rating	2233	4.46

**Chart 2: Students Feedback on Teachers**

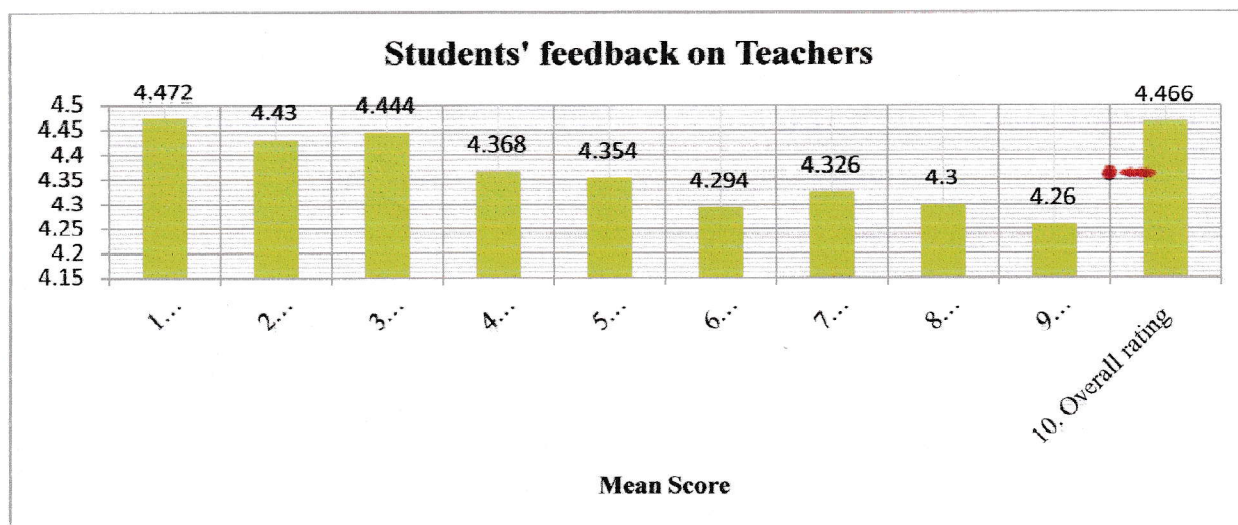


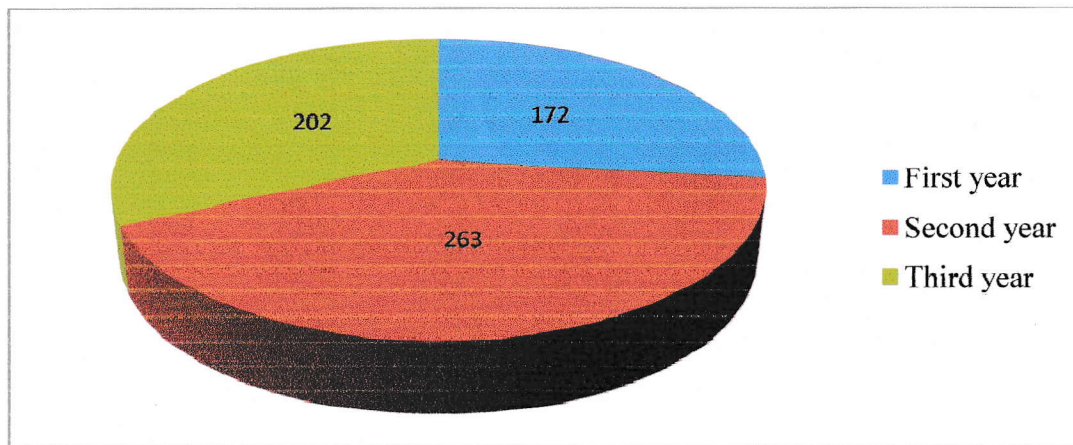
Table 2 depict the survey results of student feedback on teachers conducted for academic year 2020-21. It was found that Mean Score of all the statements mentioned in the questionnaire was above 4 and it is denoted as “Very Good” on 5 point liker scale. It implies that majority were expressed their opinion as Very Good on various parameters mentioned in the questionnaire. It can be concluded that students are satisfied with faculty members of the College.

## STUDENT FEED BACK ON COURSE

**Table 3: Year of Study**

S. No.	Year	Count	Percentage
1	First year	172	27.00
2	Second Year	263	41.28
3	Third Year	202	31.71
4	<b>Total</b>	<b>637</b>	<b>100</b>

**Chart 3: Year of Study**



**Table 4: Students' Feedback on Course**

S. No.	Attributes	Total Score	Mean Score
1	Depth of Course	2752	4.32
2	Extent of Course Coverage	2745	4.31
3	Applicability / Relevance to real life situations	2706	4.24
4	Learning value (in terms of knowledge, concepts, manual skills, analytical abilities and broadening perspectives)	2736	4.29
5	Clarity and relevance of textual reading material	2712	4.25
6	Relevance of additional source material (Library)	2621	4.11
7	Extent of effort required by students	2700	4.23
8	Overall rating	2756	4.32

**Chart 4: Students' Feedback on Course**

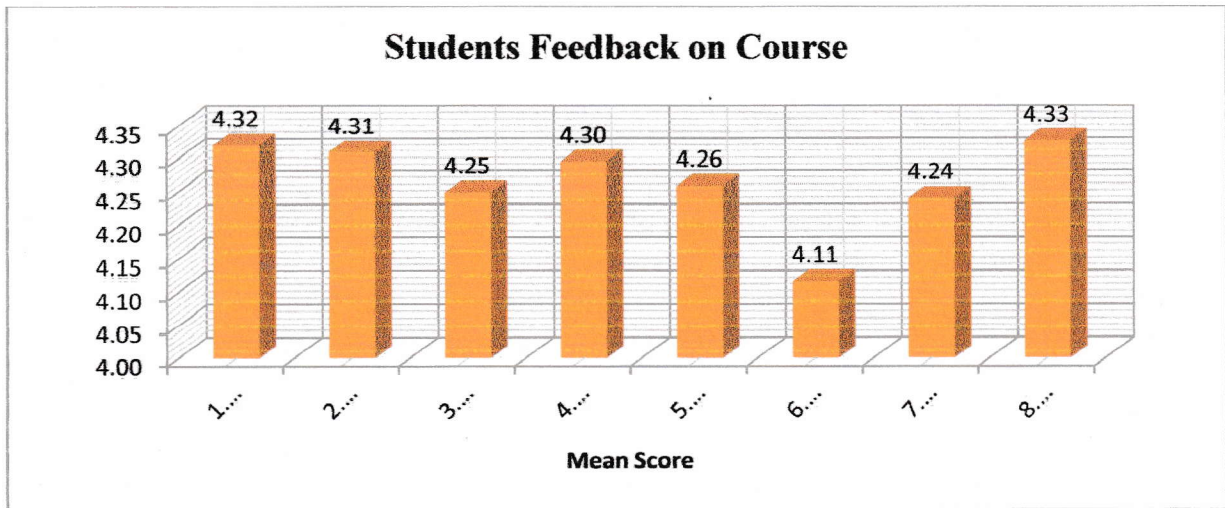


Table 4 reveal the survey results of student feedback on courses conducted for academic year 2020-21. It was found that Mean Score of all the statements mentioned in the questionnaire was above 4 and it is denoted as “Very Good” on 5 point liker scale. It implies that majority were expressed their opinion as Very Good on various parameters mentioned in the questionnaire. It can be concluded that students are satisfied with courses offered by the College.

## Overall Rating of the Programme

(To be submitted after the final examination results (Academic Year 2020-21))

**Table 5: Overall Rating of the Student**

S. No.	Attributes	Total Score	Mean Score
1	Academic content	2258	4.33
2	Usefulness of teaching materials	2176	4.18
3	Usefulness of study-groups in further learning	2128	4.08
4	Timeliness of practical work	2120	4.07
5	Educative value of mid-programme placement	2151	4.13
6	Offering and seeking helpful feedback	2155	4.14
7	Infrastructure facilities	2114	4.06
8	Fairness of evaluation	2156	4.14
9	Interaction with faculty	2166	4.16
10	Interaction with administration	2118	4.07
11	Library facilities	2136	4.1
12	Computer facilities	2099	4.03
13	Extra-curricular activities	2118	4.07
14	Sports facilities	2107	4.04
15	Overall	2196	4.21

**Chart 5: Overall Rating of the Student**

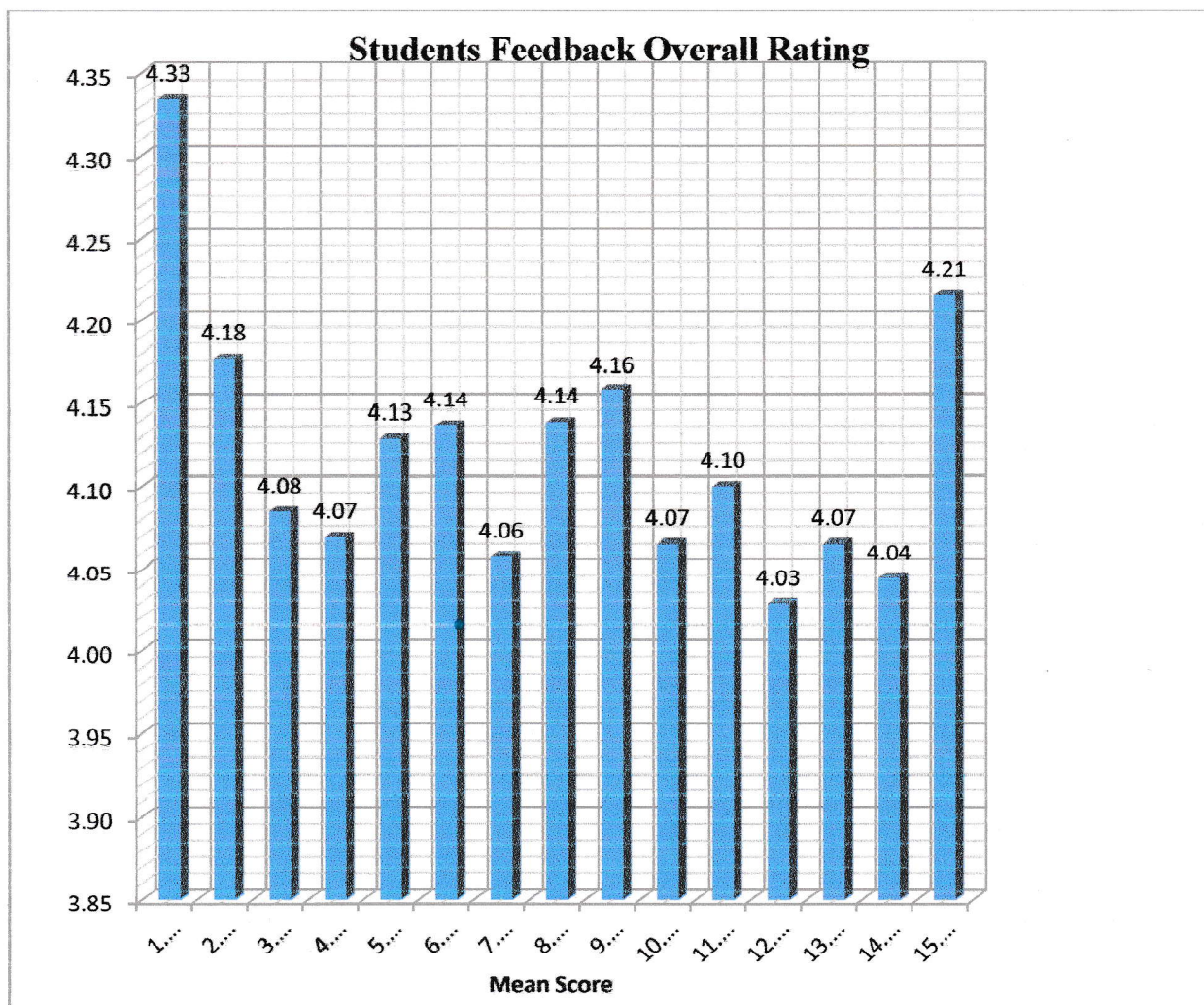


Table 5 show the survey results of student feedback on overall rating of the College conducted for academic year 2020-21. It was found that Mean Score of all the statements mentioned in the questionnaire was above 4 and it is denoted as “Very Good” on 5 point liker scale. It implies that majority were expressed their opinion as Very Good on various parameters mentioned in the questionnaire. It can be concluded that students are satisfied with services offered by the college.

  
**Coordinator IQAC**

**COORDINATOR**  
 Internal Quality Assurance Cell  
 Anwarul Uloom College (Autonomous)  
 New Mallepally, Hyderabad.

  
**Principal**

**PRINCIPAL**  
 Anwarul Uloom College (Autonomous)  
 New Mallepally, Hyderabad-01.