

## Anwarul Uloom College (Autonomous)

(Affiliated to Osmania University)

Accredited with 'A' Grade by NAAC

New Mallepally, Hyderabad.



### FEEDBACK ANALYSIS REPORT- 2020-21

Self evaluation is necessary in order to improve the quality of education in the Institute. In the manual of Self Study for affiliated /constituent colleges, published by National Assessment and Accreditation Council, it has been suggested to get feedback from the students, teachers, parents, employers and alumni. On the basis of guidelines given in the manual, feedback forms were designed and obtained the responses from students, teachers, alumni and parents.

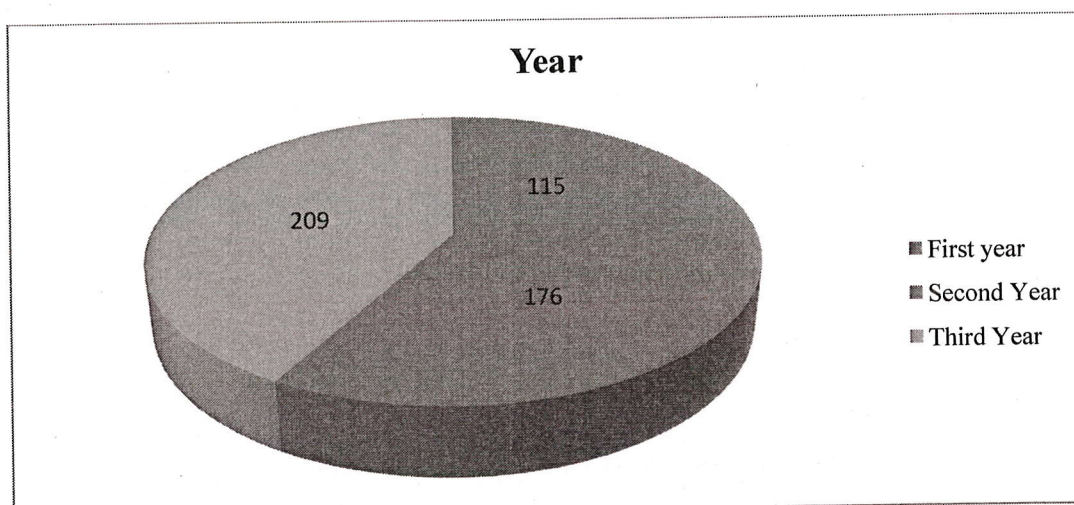
**Data Analysis Method:** Data was analyzed with the help of count, percentage and average. Data analysis is presented with the help of tables and graphs.

### STUDENT FEEDBACK ON TEACHERS

Table 1: Year of Study

S. No.	Year	Count	Percentage
1	First year	115	23%
2	Second Year	176	35.2%
3	Third Year	209	41.8%
4	Total	500	100%

Chart 1: Year of Study

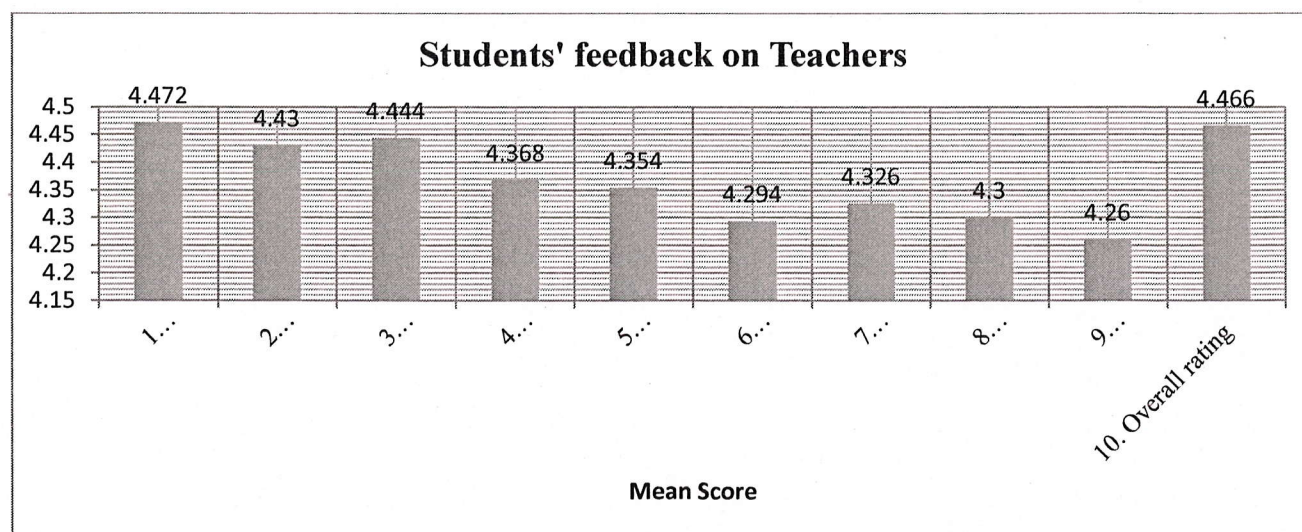


**Table 2: Students Feedback on Teachers**

S. No.	Attributes	Total Score	Mean Score
1	Knowledge	2236	4.47
2	Communication Skills	2215	4.43
3	Sincerity & Commitment	2222	4.44
4	Interest generated	2184	4.36
5	Ability to integrate course material with environment	2177	4.35
6	Ability to integrated content with other courses	2147	4.29
7	Accessibility	2163	4.32
8	Ability to design quizzes/ Test/ assignments	2150	4.30
9	Provision of sufficient time for feedback	2130	4.26
10	Overall Rating	2233	4.46

Tables 2 depict the survey results of student feedback on teachers conducted for academic year 2020-21. It was found that Mean Score of all the statements mentioned in the questionnaire was above 4 and it is denoted as “Very Good” on 5 point liker scale. It implies that majority were expressed their opinion as Very Good on various parameters mentioned in the questionnaire. It can be concluded that students are satisfied with faculty members of the College.

**Chart 2: Students Feedback on Teachers**





## STUDENT FEED BACK ON COURSE

Table 3: Year of Study

S. No.	Year	Count	Percentage
1	First year	172	27.00
2	Second Year	263	41.28
3	Third Year	202	31.71
4	<b>Total</b>	<b>637</b>	<b>100</b>

Chart 3: Year of Study


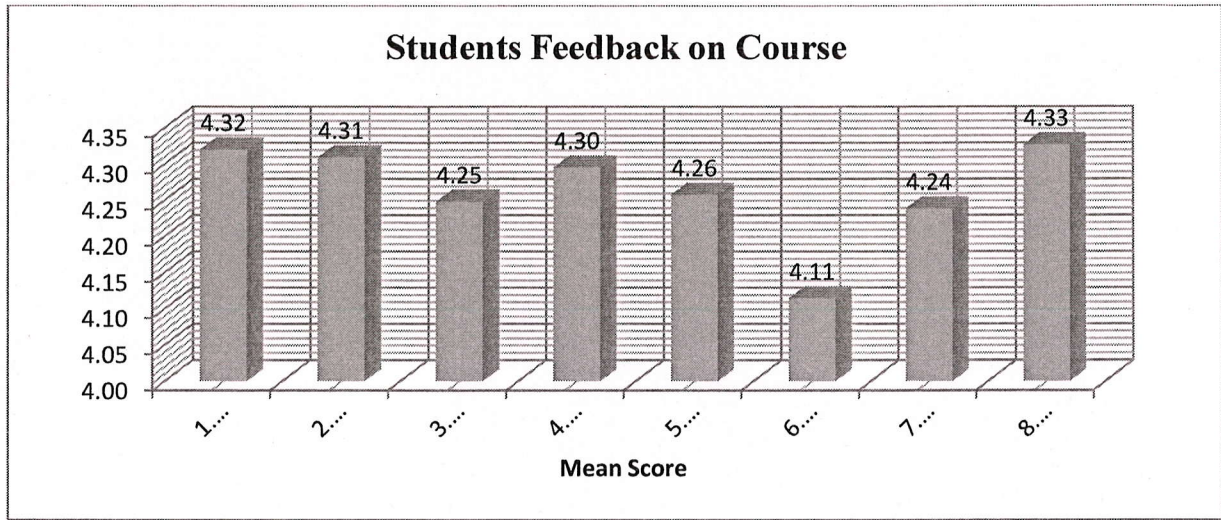


Table 4: Students' Feedback on Course

S. No.	Attributes	Total Score	Mean Score
1	Depth of Course	2752	4.32
2	Extent of Course Coverage	2745	4.31
3	Applicability / Relevance to real life situations	2706	4.24
4	Learning value (in terms of knowledge, concepts, manual skills, analytical abilities and broadening perspectives)	2736	4.29
5	Clarity and relevance of textual reading material	2712	4.25
6	Relevance of additional source material (Library)	2621	4.11
7	Extent of effort required by students	2700	4.23
8	Overall rating	2756	4.32

Tables 4 reveal the survey results of student feedback on courses conducted for academic year 2020-21. It was found that Mean Score of all the statements mentioned in the questionnaire was above 4 and it is denoted as “Very Good” on 5 point liker scale. It implies that majority were expressed their opinion as Very Good on various parameters mentioned in the questionnaire. It can be concluded that students are satisfied with courses offered by the College.

**Chart 4: Students’ Feedback on Course**



### Overall Rating of the Programme

(To be submitted after the final examination results (Academic Year 2020-21))

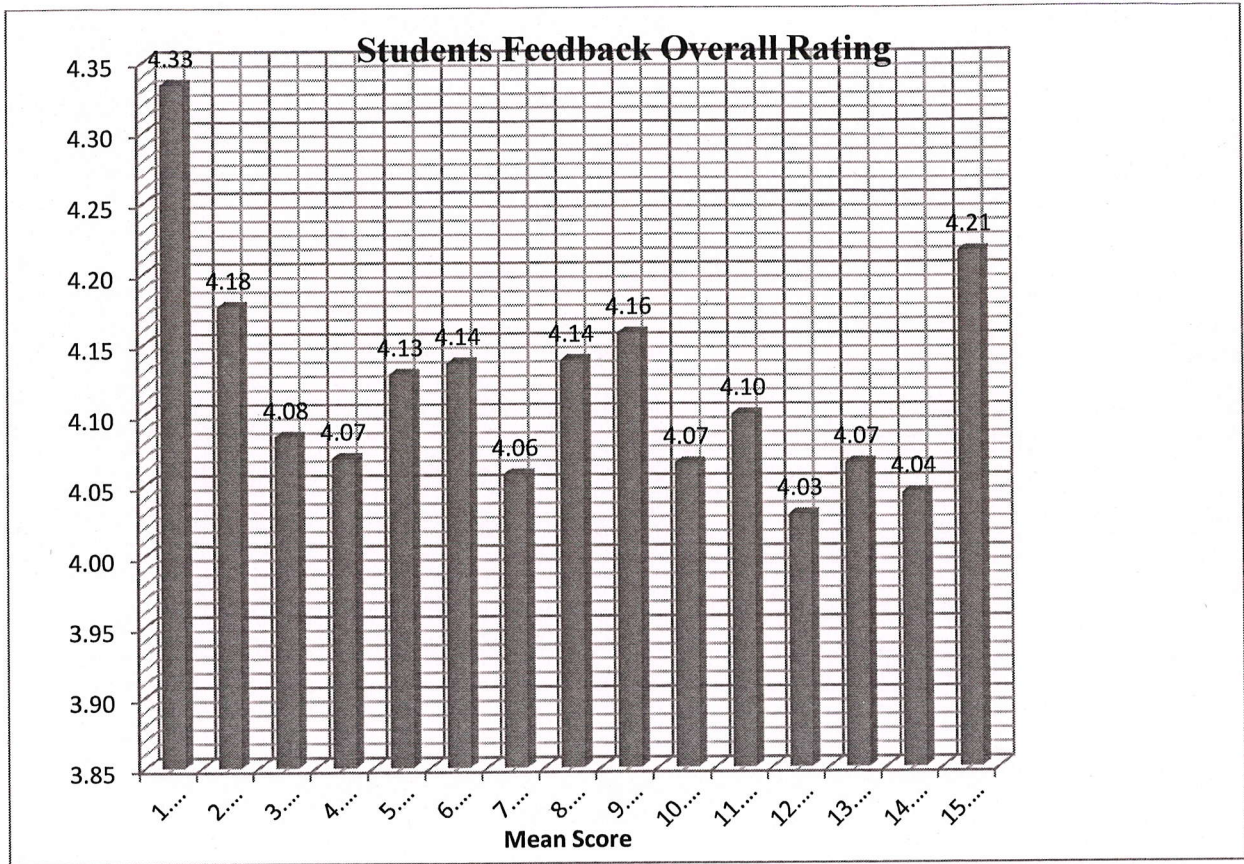
**Table 5: Overall Rating of the Student**

S. No.	Attributes	Total Score	Mean Score
1	Academic content	2258	4.33
2	Usefulness of teaching materials	2176	4.18
3	Usefulness of study-groups in further learning	2128	4.08
4	Timeliness of practical work	2120	4.07
5	Educative value of mid-programme placement	2151	4.13
6	Offering and seeking helpful feedback	2155	4.14
7	Infrastructure facilities	2114	4.06
8	Fairness of evaluation	2156	4.14
9	Interaction with faculty	2166	4.16
10	Interaction with administration	2118	4.07
11	Library facilities	2136	4.1
12	Computer facilities	2099	4.03
13	Extra-curricular activities	2118	4.07
14	Sports facilities	2107	4.04
15	Overall	2196	4.21

Tables 5 show the survey results of student feedback on overall rating of the College conducted for academic year 2020-21. It was found that Mean Score of all the statements mentioned in the questionnaire was above 4 and it is denoted as "Very Good" on 5 point liker scale. It implies that majority were expressed their opinion as Very Good on various parameters mentioned in the questionnaire. It can be concluded that students are satisfied with services offered by the college.



**Chart 5: Overall Rating of the Student**



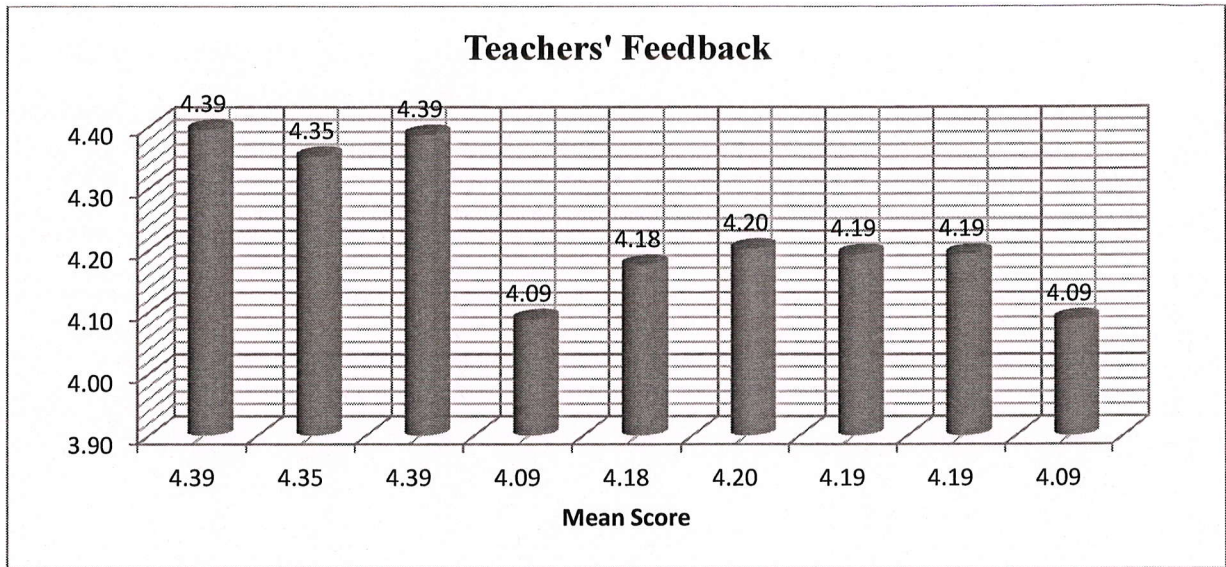
## TEACHERS' FEEDBACK

**Table 6: Teacher's Feedback**

S. No.	Attributes	Total Score	Mean Score
1	The courses / syllabi taught by me have a good balance between theory and application	501	4.39
2	Contents of curriculum are as per the industry requirement/applied	496	4.35
3	The objectives of the syllabi are well defined	500	4.38
4	Infrastructural facilities are available in the college	464	4.07
5	The college provides adequate opportunities and support to faculty members for upgrading their skills and qualifications	476	4.17
6	The environment in the College is conducive to teaching and research	479	4.20
7	The books/journals etc. prescribed / listed as reference materials are relevant, updated and cover the entire syllabi	478	4.19
8	I have the freedom to adopt new techniques / strategies of testing and assessment of students	478	4.19
9	The prescribed books are available in the Library in sufficient numbers.	452	3.96

Tables 6 reveal the survey results of Teacher's feedback on college conducted for academic year 2020-21. It was found that Mean Score of all the statements mentioned in the questionnaire was above 4 and it is denoted as "Agree" on 5 point liker scale. It implies that majority were expressed their opinion as Agree on various parameters mentioned in the questionnaire. It can be concluded that Teachers are satisfied with teaching and learning process of the College.

**Chart 6: Teacher's Feedback**





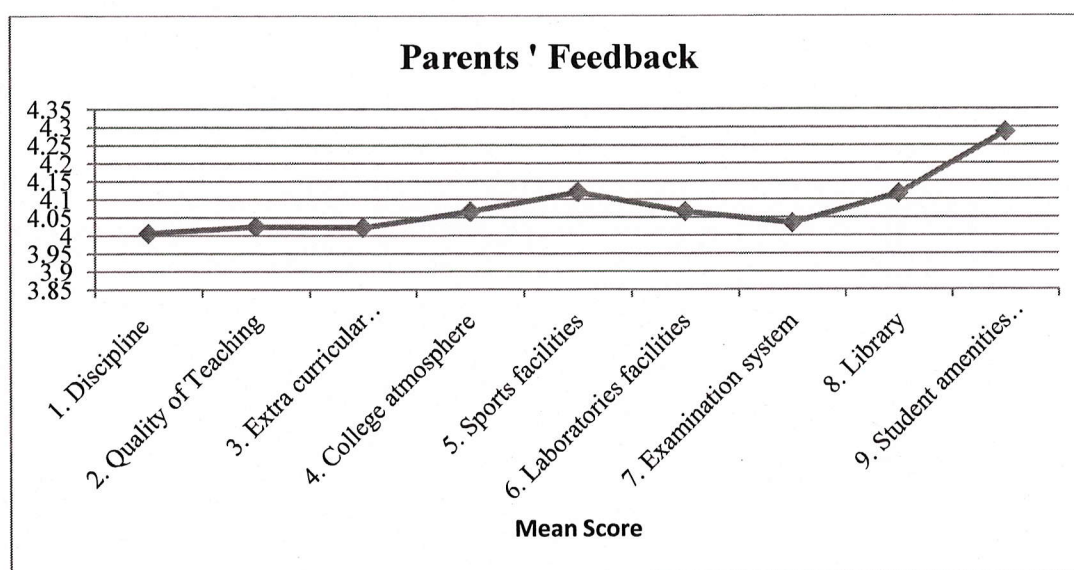
## PARENT'S FEED BACK

**Table 7: Parent's**

S. No.	Attributes	Total Score	Mean Score
1	Discipline	1270	4.00
2	Quality of Teaching	1276	4.02
3	Extra- curricular activities	1275	4.02
4	College atmosphere	1289	4.06
5	Sports facilities	1306	4.11
6	Laboratories facilities	1289	4.06
7	Examination system	1279	4.03
8	Library	1305	4.11
9	Student amenities such as canteen, WI-FI, etc.	1359	4.28

(Total Respondents 317)

Tables 7 reveal the survey results of Parent's feedback on college conducted for academic year 2020-21. It was found that Mean Score of all the statements mentioned in the questionnaire was above 4 and it is denoted as "Very Good" on 5 point liker scale. It implies that majority were expressed their opinion as Very Good on various parameters mentioned in the questionnaire. It can be concluded that Parents are satisfied with the discipline, quality of teaching, college atmosphere, sports facilities, examination system, library and students amenities of the college.



## ALUMNI FEEDBACK

**Table 8: Alumni Feedback**

S. No.	Attributes	Total Score	Average Score
1	Admission Procedure	2150	4.77
2	Fee Structure	2150	4.55
3	Environment	2150	4.55
4	Infrastructure & Lab facilities	2150	4.43
5	Faculty	2150	4.48
6	Project Guidance	2150	4.45
7	Quality of support Material	2150	4.47
8	Training and Placement	2150	4.47
9	Library	2150	4.43
10	Canteen Facilities	2150	4.44
11	Alumni Association/Network of Old Friends	2150	4.50
12	Caliber of students passing out of this College	2150	4.48
13	How do you rate the courses which are skills related suiting to the Industry included into the programs?	2150	4.50
14	How do you rate the learning experience in terms of their relevance to the real life application?	2150	4.48
15	How do you rate the courses that you have learnt in relation to your current job?	2150	4.45
16	Overall Rating of the College	2150	4.43

Tables 8 depict the average score of the survey results of student feedback on courses conducted for academic year 2020-21. It was found that Mean Score of all the statements mentioned in the questionnaire was above 4 and it is denoted as “Very Good” on 5 point liker scale. It implies that majority were expressed their opinion as Very Good on various parameters mentioned in the questionnaire.



**Table 9:**

S. No.	Attributes	Total Score	Average Score
1	Laboratories & Equipments	4058	9.00
2	Library/Seminar/Reading Room	4066	9.02
3	Computer facilities	4100	9.09
4	Internet & Wi-Fi	4106	9.10
5	Sports and Cultural facilities	4099	9.09
6	Classrooms	4120	9.14


Tables 9 reveal the survey results of infrastructure of the college such as laboratories, equipment, library, seminar hall, reading room, computer facilities, internet, sports, cultural facilities and class rooms and it was found that Mean Score of all the items mentioned in the questionnaire was above 9 on 10 point liker scale.

**8. Rate the following academic initiatives taken by the college to improve know-how of the students.**

**Table 10:**

S. No.	Attributes	Total Score	Average Score
1	Industry Oriented Projects (if applicable)	4103	9.10
2	Seminars & Workshops	4097	9.08
3	Guest Lectures	4116	9.13
4	Special Training Classes for bridging Industry/Academic gap	4105	9.10

Tables 10 reveal the survey results of attributes of the college such as industry oriented projects, seminars, workshops, guest lectures and special training classes for bridging the industry academic gap. It was found that Mean Score of all the items mentioned in the questionnaire was above 9 on 10 point liker scale.

  
**Coordinator IQAC**  
**COORDINATOR**  
Internal Quality Assurance Cell  
Anwarul Uloom College (Autonomous)  
New Malleshpally, Hyderabad.

  
**Principal**  
Anwarul-Uloom College