



## ANWARUL ULOOM COLLEGE (AUTONOMOUS)

(Affiliated to Osmania University)

Accredited by NAAC with 'A' Grade

New Mallepally, Hyderabad – 500001, T.S., India.

### FEEDBACK ANALYSIS REPORT FOR THE PERIOD ACADEMIC YEAR 2019-20

Self evaluation is necessary in order to improve the quality of education in the Institute. In the manual of Self Study for affiliated /constituent colleges, published by National Assessment and Accreditation Council, it has been suggested to get feedback from the students, teachers, parents, employers and alumni. On the basis of guidelines given in the manual, feedback forms were designed and obtained the responses from students, teachers, alumni and parents.

**Data Analysis Method:** Data was analyzed with the help of counts, percentages and averages.

Data analysis is presented with the help of tables and graphs.

### STUDENT FEEDBACK ON TEACHERS

**Table 1: Year of Study**

S. No.	Year	Count
1	First year	320
2	Second Year	423
3	Third Year	213
4	<b>Total</b>	<b>956</b>

**Chart 1: Year of Study**

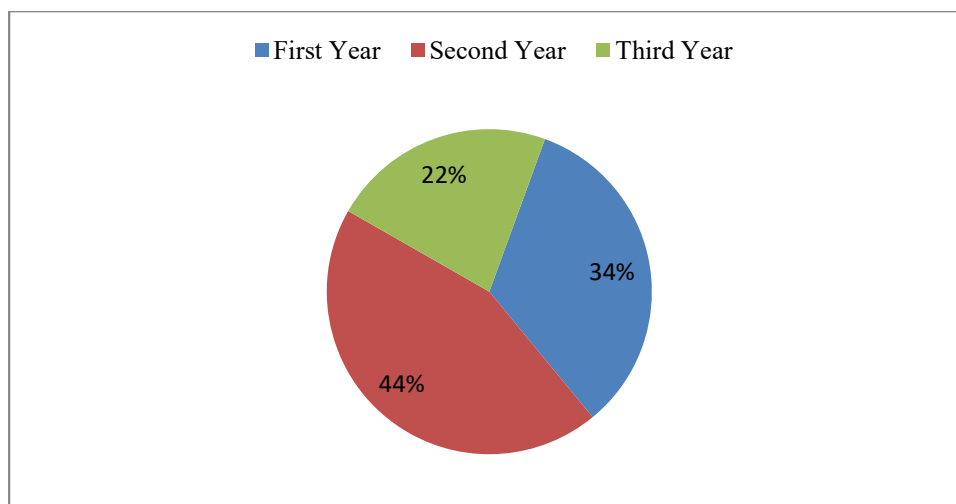
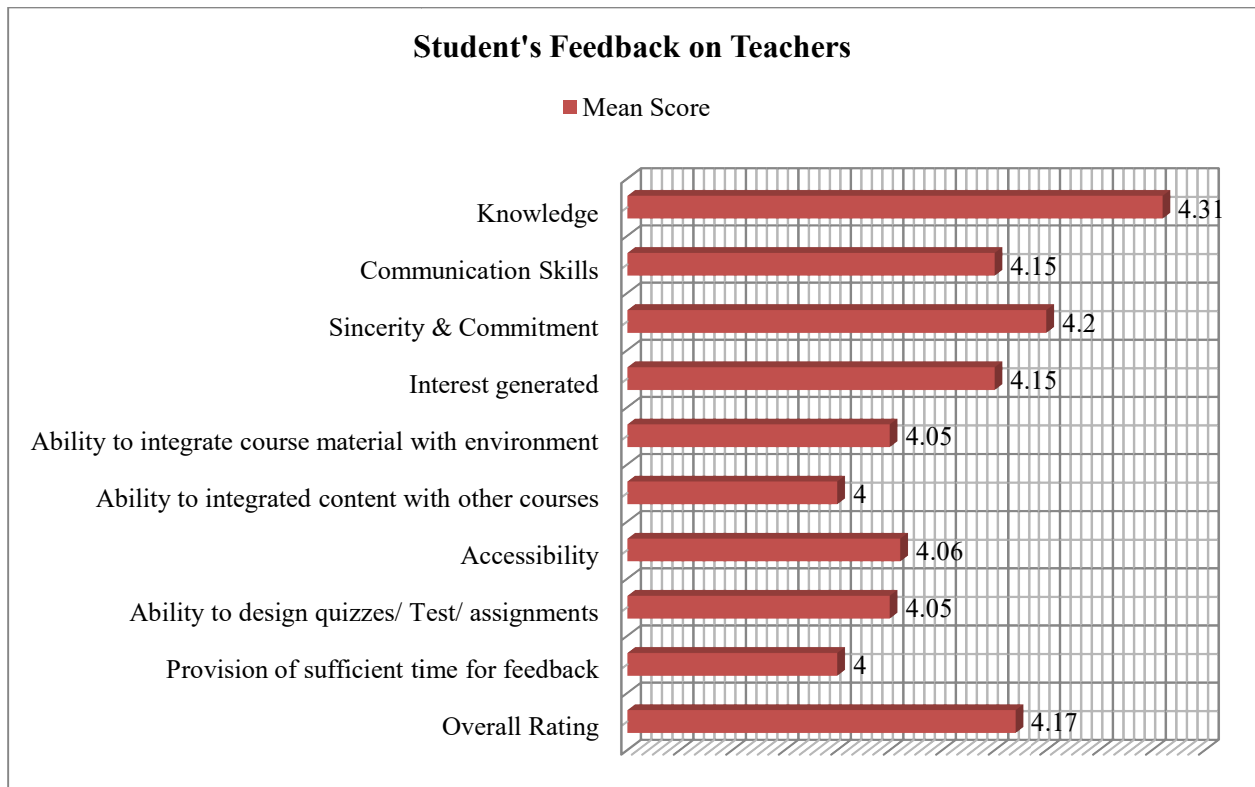


Table 2: Students Feedback on teacher

S. No.	Attributes	Total Score	Mean Score
1	Knowledge	4124	4.31
2	Communication Skills	3967	4.15
3	Sincerity & Commitment	4005	4.20
4	Interest generated	3968	4.15
5	Ability to integrate course material with environment	3875	4.05
6	Ability to integrated content with other courses	3828	4.00
7	Accessibility	3877	4.06
8	Ability to design quizzes/ Test/ assignments	3874	4.05
9	Provision of sufficient time for feedback	3821	4.00
10	Overall Rating	3991	4.17

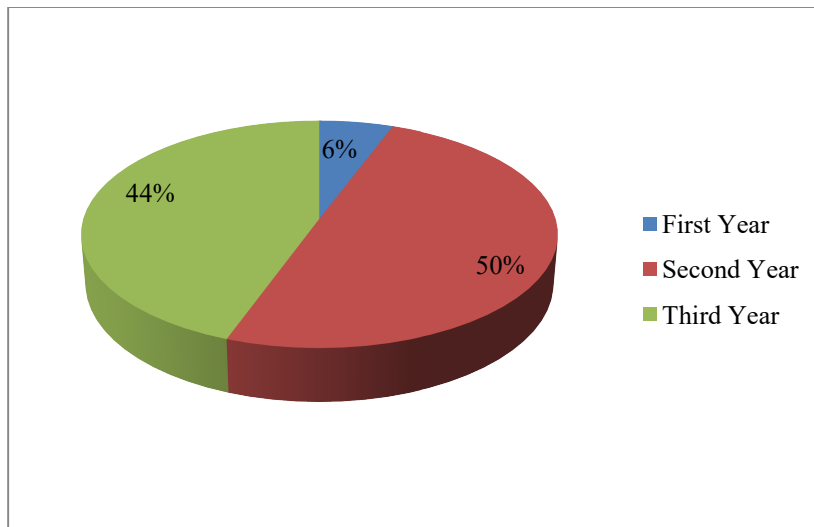


## STUDENT FEED BACK ON COURSE

Table 3: Year of Study

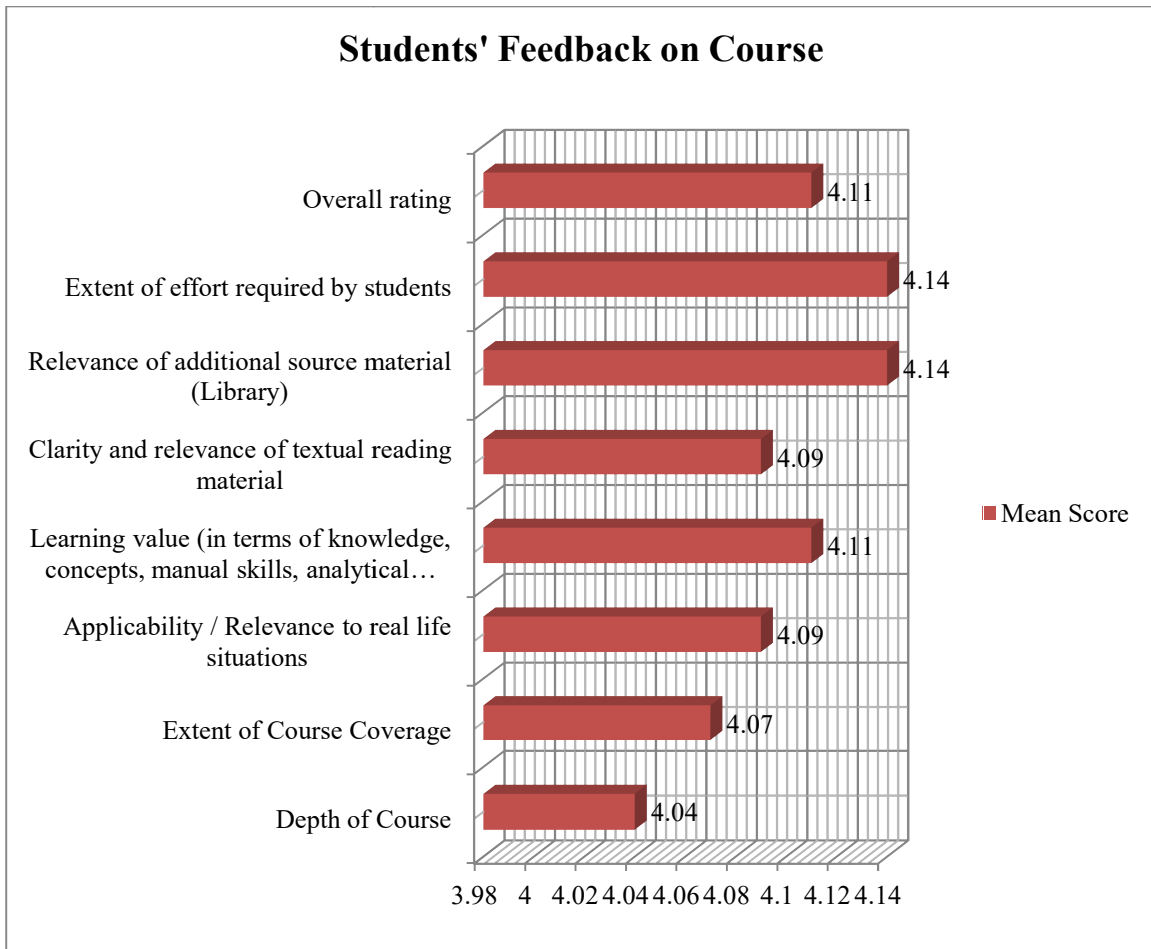
S. No.	Year	Count
1	First year	57
2	Second Year	497
3	Third Year	443
4	<b>Total</b>	<b>997</b>

Chart 3: Year of Study



**Table 4: Students' Feedback on Course**

S. No.	Attributes	Total Score	Mean Score
1	Depth of Course	4017	4.04
2	Extent of Course Coverage	4045	4.07
3	Applicability / Relevance to real life situations	4069	4.09
4	Learning value (in terms of knowledge, concepts, manual skills, analytical abilities and broadening perspectives)	4094	4.11
5	Clarity and relevance of textual reading material	4072	4.09
6	Relevance of additional source material (Library)	4118	4.14
7	Extent of effort required by students	4122	4.14
8	Overall rating	4085	4.11

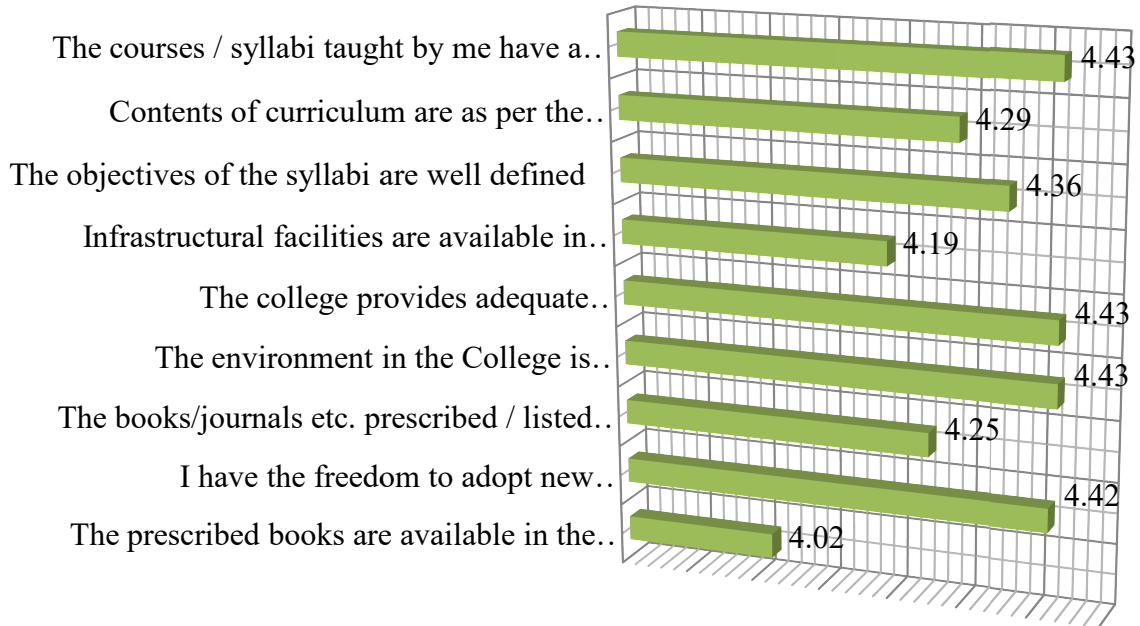


### TEACHERS' FEEDBACK

S. No.	Attributes	Total Score	Mean Score
1	The courses / syllabi taught by me have a good balance between theory and application	470	4.43
2	Contents of curriculum are as per the industry requirement/applied	455	4.29
3	The objectives of the syllabi are well defined	462	4.36
4	Infrastructural facilities are available in the college	444	4.19
5	The college provides adequate opportunities and support to faculty members for upgrading their skills and qualifications	470	4.43
6	The environment in the College is conducive to teaching and research	455	4.43
7	The books/journals etc. prescribed / listed as reference materials are relevant, updated and cover the entire syllabi	450	4.25
8	I have the freedom to adopt new techniques / strategies of testing and assessment of students	468	4.42
9	The prescribed books are available in the Library in sufficient numbers.	426	4.02

## Teachers' Feedback

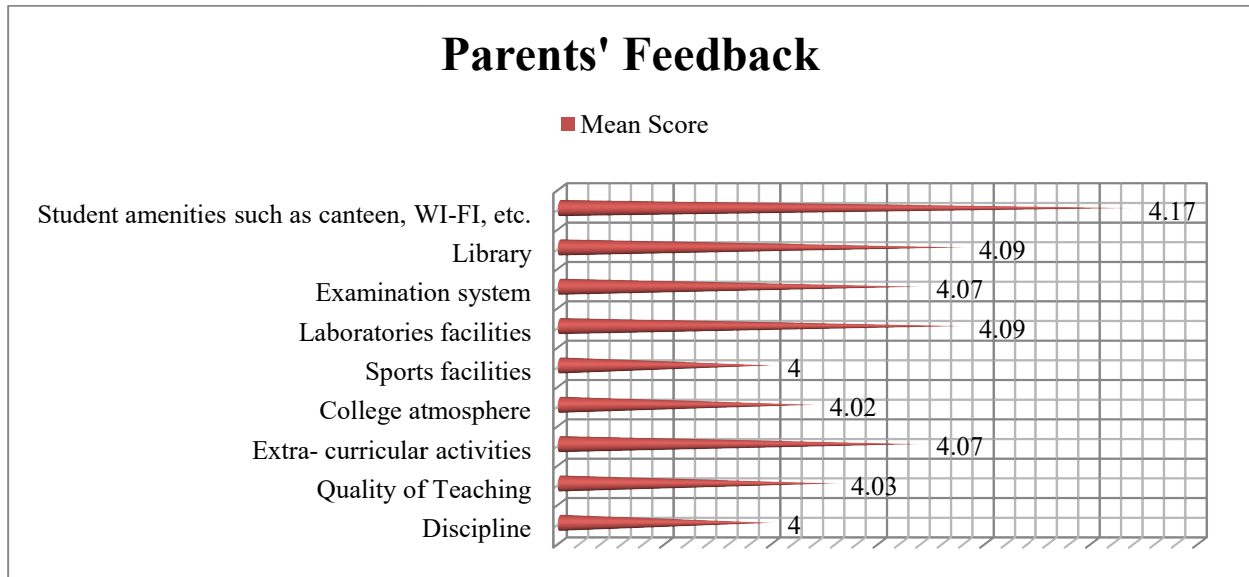
■ Mean Score



## PARENT'S FEED BACK

S. No.	Attributes	Total Score	Mean Score
1	Discipline	1983	4.00
2	Quality of Teaching	1997	4.03
3	Extra- curricular activities	2017	4.07
4	College atmosphere	1994	4.02
5	Sports facilities	1983	4.00
6	Laboratories facilities	2030	4.09
7	Examination system	2021	4.07
8	Library	2028	4.09
9	Student amenities such as canteen, WI-FI, etc.	2066	4.17

(Total Respondents 496)



## ALUMNI FEEDBACK

S. No.	Attributes	Total Score	Average Score
1	Admission Procedure	1352	4.42
2	Fee Structure	1309	4.28
3	Environment	1303	4.26
4	Infrastructure & Lab facilities	1277	4.17
5	Faculty	1344	4.39
6	Project Guidance	1283	4.19
7	Quality of support Material	1287	4.21
8	Training and Placement	1258	4.11
9	Library	1295	4.23
10	Canteen Facilities	1234	4.03
11	Alumni Association/Network of Old Friends	1280	4.18
12	Caliber of students passing out of this College	1285	4.2
13	How do you rate the courses which are skills related suiting to the Industry included into the programs?	1284	4.2
14	How do you rate the learning experience in terms of their relevance to the real life application?	1286	4.2
15	How do you rate the courses that you have learnt in relation to your current job?	1275	4.17
16	Overall Rating of the College	1341	4.38

1. Do you feel proud to be associated with AUC as an Alumnus?		
Responses	Count	%
Yes	306	100.00
No	0	0.00
<b>Total</b>	306	100.00



**2. How do you rate development activities organized by the Department/College for your overall development?**

<b>Responses</b>	<b>Count</b>	<b>%</b>
Yes	300	98.04
No	6	1.96
<b>Total</b>	<b>306</b>	<b>100.00</b>

**3. Are you willing to contribute to the development of the college?**

<b>Responses</b>	<b>Count</b>	<b>%</b>
Yes	303	99.02
No	3	0.98
<b>Total</b>	<b>306</b>	<b>100.00</b>

**4. Were/are your grievances properly handled at the Department/college? as a student**

<b>Responses</b>	<b>Count</b>	<b>%</b>
Yes	300	98.04
No	6	1.96
<b>Total</b>	<b>306</b>	<b>100.00</b>

**5. Were/are your grievances properly handled at the Department/college? as an alumni**

<b>Responses</b>	<b>Count</b>	<b>%</b>
Yes	302	98.69
No	4	1.31
<b>Total</b>	<b>306</b>	<b>100.00</b>

**Laboratories & Equipments**

Rate	1	2	3	4	5	6	7	8	9	10	Total
Response	7	0	6	4	5	2	15	97	136	34	306
%	2.29	0.00	1.96	1.31	1.63	0.65	4.90	31.70	44.44	11.11	100

**Library/Seminar/Reading Room**

Rate	1	2	3	4	5	6	7	8	9	10	Total
------	---	---	---	---	---	---	---	---	---	----	-------

Response	0	0	3	1	4	6	10	117	122	43	306
%	0.00	0.00	0.98	0.33	1.31	1.96	3.27	38.24	39.87	14.05	100
<b>Computer Facilities</b>											
Rate	1	2	3	4	5	6	7	8	9	10	Total
Response	7	0	6	4	5	2	15	97	122	136	394
%	1.78	0.00	1.52	1.02	1.27	0.51	3.81	24.62	30.96	34.52	100
<b>Internet &amp; Wi-Fi</b>											
Rate	1	2	3	4	5	6	7	8	9	10	Total
Response	11	2	1	3	5	16	86	97	61	24	306
%	3.59	0.65	0.33	0.98	1.63	5.23	28.10	31.70	19.93	7.84	100
<b>Sports and Cultural facilities</b>											
Rate	1	2	3	4	5	6	7	8	9	10	Total
Response	3	0	3	2	8	4	12	86	139	49	306
%	0.98	0.00	0.98	0.65	2.61	1.31	3.92	28.10	45.42	16.01	100
<b>Classrooms</b>											
Rate	1	2	3	4	5	6	7	8	9	10	Total
Response	1	0	1	1	5	6	14	89	142	47	306
%	0.33	0.00	0.33	0.33	1.63	1.96	4.58	29.08	46.41	15.36	100

**Rate the adequacy of following as they were during your tenure as a student at AUC:**

**II. Feedback about Department & Faculty (Point No. 6 to 8)**

<b>6. Have you obtained sufficient know-how (both in theory and practice) at AUC?</b>		
<b>Responses</b>	<b>Count</b>	<b>%</b>
Yes	300	98.04
No	6	1.96
<b>Total</b>	<b>306</b>	<b>100.00</b>

<b>7. Is the education imparted by AUC useful and relevant in your present job?</b>		
<b>Responses</b>	<b>Count</b>	<b>%</b>
Yes	302	98.69
No	4	1.31
<b>Total</b>	<b>306</b>	<b>100.00</b>

**8. Rate the following academic initiatives taken by the college to improve know-how of the students.**

<b>Industry Oriented Projects (if applicable)</b>											
Rate	1	2	3	4	5	6	7	8	9	10	Total
Response	2	1	1	2	4	6	19	110	129	33	307
%	0.65	0.33	0.33	0.65	1.30	1.95	6.19	35.83	42.02	10.75	100
<b>Seminars &amp; Workshop</b>											
Rate	1	2	3	4	5	6	7	8	9	10	Total
Response	2	1	1	2	4	6	19	110	129	33	307
%	0.65	0.33	0.33	0.65	1.30	1.95	6.19	35.83	42.02	10.75	100
<b>Guest Lectures</b>											
Rate	1	2	3	4	5	6	7	8	9	10	Total
Response	3	0	1	1	4	5	8	91	153	40	306
%	0.98	0.00	0.33	0.33	1.31	1.63	2.61	29.74	50.00	13.07	100
<b>Special Training Classes for bridging Industry/Academic gap</b>											
Rate	1	2	3	4	5	6	7	8	9	10	Total
Response	3	0	1	4	8	6	8	90	156	30	306
%	0.98	0.00	0.33	1.31	2.61	1.96	2.61	29.41	50.98	9.80	100
<b>Special Training Classes for bridging Industry/Academic gap</b>											
Rate	1	2	3	4	5	6	7	8	9	10	Total

Response	3	0	1	4	8	6	8	90	156	30	306
%	0.98	0.00	0.33	1.31	2.61	1.96	2.61	29.41	50.98	9.80	100

### III. Feedback about Training & Placement Cell (Point no. 9 to 15)

<b>9. Has the Training &amp; Placement (T &amp; P) Cell provided ample On campus placement opportunities?</b>		
<b>Responses</b>	<b>Count</b>	<b>%</b>
Yes	290	94.77
No	16	5.23
Total	306	100.00
<b>10. Has the (T&amp;P) Cell provided sufficient Off campus placement opportunities?</b>		
<b>Responses</b>	<b>Count</b>	<b>%</b>
Yes	289	94.44
No	17	5.56
Total	306	100.00
<b>11. Did you ever avail Career counseling and guidance for higher studies from T&amp;P Cell?</b>		
<b>Responses</b>	<b>Count</b>	<b>%</b>
Yes	288	94.12
No	18	5.88
Total	306	100.00
<b>12. If you are invited to deliver A Guest Lecture/A Special Talk/A Motivational Session for your juniors, will you be interested</b>		
<b>Responses</b>	<b>Count</b>	<b>%</b>
Yes	295	96.41
No	11	3.59
Total	306	100.00
<b>13. Would you like to join the Department/College Alumni Association?</b>		


Responses	Count	%
Yes	304	99.35
No	2	0.65
<b>Total</b>	<b>306</b>	<b>100.00</b>

**14. Have you participated in any Alumni meet as of now (if organized by your parent department?)**

Responses	Count	%
Yes	288	94.12
No	18	5.88
<b>Total</b>	<b>306</b>	<b>100.00</b>

**15. Do you receive communications from the College/parent department through Mails/ Calls/SMS etc?**

Responses	Count	%
Yes	293	95.75
No	13	4.25
<b>Total</b>	<b>306</b>	<b>100.00</b>

  
Coordinator IQAC

  
Principal